

Official Race Results Group 1 SRF

R/LSR
 -RS-207-S
 September 1, 2001
 Starting time: 12:57 pm

Labor Day Double Regional
 GRATTAN RACEWAY
 2.0 Miles
 17 Starters 17 Finishers
 Margin of victory: 0.353 Sec.


| DA | Car | Region | Driver | Hometown | Car Desc. | Sponsor | Best Lap | Speed | Laps |
|----|-----|--------|--------------------|---------------------|------------|-------------------------------------|----------|--------|------|
| 1 | 45 | DET | H B BRIAND | NEW BALTIMORE MI | SPEC RACER | BEC RACING/FOREMAN MOTORSPORTS/KME | 1:28.617 | 81.248 | 15 |
| 2 | 11 | WNR | MARTIN WAALKES | GRAND RAPIDS MI | SPEC RACER | COUNTRY FRESH/GERMAN AUTO/RONDA TIR | 1:28.367 | 81.478 | 15 |
| 3 | 77 | DET | AUDREY ZAVODSKY | NEW BOSTON MI | SPEC RACER | FARMERS NEWS/USAF/WISTEON/DR Z | 1:28.563 | 81.298 | 15 |
| 4 | 51 | IND | DON MUNDAY | AVON IN | SPEC RACER | CARDINAL CONTRACTING | 1:29.546 | 80.405 | 15 |
| 5 | 79 | LDL | PAT GOOLSBEY | WOODBURY MN | SPEC RACER | LINDELL MOTORSPORTS | 1:29.233 | 80.687 | 15 |
| 6 | 60 | SRN | BOB GREGORY | GRANGER IN | SPEC RACER | TIMBER WOLF TRAILERS | 1:29.566 | 80.387 | 15 |
| 7 | 9 | DET | MIKE MOORE | SHELBY TWP MI | SPEC RACER | DAVID KIMBERLY & ROCHESTER SIGNS | 1:28.852 | 81.033 | 15 |
| 8 | 96 | WOR | CHRIS PIERCE | HUBER HGTS OH | SPEC RACER | MAACD/XTREME/MADER MOTOR MART | 1:29.624 | 80.335 | 15 |
| 9 | 57 | IND | MICHAEL NEAL | AVON IN | SPEC RACER | | 1:30.533 | 79.529 | 15 |
| 10 | 99 | NEO | MARK DALEN | THOUSAND OAKS CA | SPEC RACER | SCHATZ MOTORSPORTS | 1:30.511 | 79.548 | 15 |
| 11 | 86 | SRN | JIM KRZYZEWSKI | MISHAUKA IN | SPEC RACER | NYLONCRAFT INC | 1:29.484 | 80.461 | 15 |
| 12 | 33 | CHI | IAN JAMES | BARRINGTON HILLS IL | SPEC RACER | MANUFACTURERS/LINDELL MOTORSPORTS | 1:30.024 | 79.978 | 15 |
| 13 | 38 | DET | BOB LORENZ | BIRMINGHAM MI | SPEC RACER | CAMBRIDGE ADVISORS/SOTRK/KME | 1:29.856 | 80.128 | 15 |
| 14 | 30 | WNR | JOHN OLSON | KALAMAZOO MI | SPEC RACER | HAPPY ANNIVERSARY #9 | 1:31.765 | 78.461 | 15 |
| 15 | 75 | DET | DAVID GRUDZINSKI | WARREN MI | SPEC RACER | MARGARET & NATALIE | 1:30.508 | 79.550 | 15 |
| 16 | 72 | WOR | CHARLIE DIPASQUALE | CENTERVILLE OH | SPEC RACER | CENTERVILLE COMPLETE DENTAL CENTER | 1:32.636 | 77.723 | 13 |
| 17 | 41 | DET | LAUREN SCARPACE | DEARBURN HEIGHTS,MI | | METROPOLITAN VISION ASSOC | 1:33.017 | 77.405 | 6 NR |
| NS | 92 | 100 | EDWARD ARBITTER | SAGINAW MI | SPEC RACER | | | | |

Class and Race Summary

Overall Leaders: 45 Lap 1 - 15

| Class | Car | Laps | Total time | Speed | Margin | Race dist. | Car | Best Lap | Speed | Chief of T & S |
|-------|-----|------|------------|--------|--------|------------|-----|----------|--------------|------------------------------------|
| SRF | 45 | 15 | 23:15.928 | 77.367 | 0.353 | 30.0 | 11 | 1:28.367 | 81.478 Lap 7 | Betsy Ruszel Posted at:02:00 PM |

TIMED ELECTRONICALLY WITH THE CHRONOMIX CC737 - Software by RJK Systems



Official Race Results Group 2 FA,FC,FM,CFC,ASR,CSR,DSR,S2,FF,CFF,FS

4/LSR
 -RS-207-S
 September 1, 2001
 Starting time:

Labor Day Double Regional
 GRATTAN RACEWAY
 2.0 Miles
 11 Starters 11 Finishers
 Margin of victory: 0.266 Sec.


| DA | CP | Class | Car | Region | Driver | Car Desc. | Sponsor | Best Lap | Speed | Laps |
|----|----|-------|-----|--------|-----------------|--------------------|------------------------------------|----------|--------|------|
| 1 | 1 | FM | 79 | | CHARLES GRUNER | FORMULA MAZDA | | 1:21.295 | 88.566 | 15 |
| 2 | 1 | FC | 33 | DET | DAVE STEVENS | VAN DIEMEN | STEVENS DENTISTRY | 1:21.397 | 88.455 | 15 |
| 3 | 1 | FF | 18 | NEO | JIM DIETZ | SWIFT DB1 | LAKE ERIE GRAPHICS | 1:23.067 | 86.677 | 15 |
| 4 | 2 | FF | 12 | DET | GORDY GOOD | VECTOR TF93 | | 1:24.091 | 85.621 | 15 |
| 5 | 3 | FF | 8 | DET | SCOTT HANBA | EUROSWIFT SC93F | | 1:26.177 | 83.548 | 15 |
| 6 | 1 | CFF | 17 | CHI | J B WELCH | HAWKE DL-19A | YORKSHIRE MOTORSPORTS | 1:26.700 | 83.044 | 14 |
| 7 | 2 | CFF | 86 | 007 | PAUL QUINIFF | LOLA 54DF | MIDWEST FIBERGLASS | 1:26.876 | 82.876 | 14 |
| 8 | 1 | S2 | 13 | DET | HANK SLEATH | SWIFT DB2 | ST CLAIR MOTORSPORTS | 1:27.099 | 82.664 | 14 |
| 9 | 3 | CFF | 70 | DET | BILL WALKER | CROSSLE 32F | VENTURE/SATYAM | 1:26.984 | 82.773 | 14 |
| 10 | 1 | CFC | 4 | DET | STUART SAUNDERS | SWIFT SE3 | | 1:28.963 | 80.932 | 3 NR |
| 11 | 1 | ASR | 83 | FTM | GEOFF GRAY | RHUII TIGA MCLAREN | AUTO GRAFFITTI CUSTOM CARPET CREAT | | | 0 NR |
| NS | | FM | 2 | CIN | JERRY KLYOP | FORMULA MAZDA | KLYOP MOTORSPORTS | | | |

Class and Race Summary

Overall Leaders: 79 Lap 1 - 15

| Class | Car | Laps | Total time | Speed | Margin | Race dist. | Car | Best Lap | Speed | Chief of T & S |
|-------|-----|------|------------|--------|---------|------------|-----|----------|---------------|--------------------|
| M | 79 | 15 | 20:42.825 | 86.898 | 16 Laps | 30.0 | 79 | 1:21.295 | 88.566 Lap 10 | Betsy Ruszel |
| C | 33 | 15 | 20:43.091 | 86.880 | | 30.0 | 33 | 1:21.397 | 88.455 Lap 11 | Posted at: 2:45 PM |
| F | 18 | 15 | 21:07.086 | 85.234 | 22.754 | 30.0 | 18 | 1:23.067 | 86.677 Lap 12 | |
| FF | 17 | 14 | 20:42.912 | 81.099 | 1.657 | 28.0 | 17 | 1:26.700 | 83.044 Lap 13 | |
| 12 | 13 | 14 | 21:13.568 | 79.147 | | 28.0 | 13 | 1:27.099 | 82.664 Lap 3 | |
| FC | 4 | 3 | 4:39.038 | 77.408 | | 6.0 | 4 | 1:28.963 | 80.932 Lap 3 | |

TIMED ELECTRONICALLY WITH THE CHRONOMIX CC737 - Software by RJX Systems



Official Race Results Group 3 ITA, ITB, SRX7, BG, LC

MR/LSR
1-RS-207-S
September 1, 2001
Starting time: 2:10

Labor Day Double Regional
GRATTAN RACEWAY
2.0 Miles
23 Starters 23 Finishers
Margin of victory: 9.434

| DA | CP | Class | Car | Region | Driver | Car Desc. | Sponsor | Best Lap | Speed | Laps |
|-----|----|-------|-----|--------|--------------------|-----------------|-----------------------------------|----------|--------|------|
| 1 | 1 | ITA | 55 | IO | DAVID BEYERSOURF | HONDA CRX SI | KING MOTORSPORTS | 1:30.863 | 79.240 | 15 |
| 2 | 1 | BG | 47 | IND | MIKE BYMASTER | MONTE CARLO | GLOBAL PLASTICS/BIG D TIRE | 1:29.986 | 80.012 | 15 |
| 3 | 2 | BG | 57 | INDY | S. ALAN KNELL | GABY GRAND | KNELL RACING NGK VILVEN TIRE\ | 1:29.947 | 80.047 | 15 |
| 4 | 2 | ITA | 34 | DET | JAMES WALKER JR | SATURN SC | SPS/HOOSIER/STOPTECH | 1:31.981 | 78.277 | 15 |
| 5 | 3 | ITA | 6 | NEO | J D KALTENBACH | HONDA CIVIC SI | KALTENBACH CORP/AKRON SPORTSCAR | 1:32.543 | 80.408 | 15 |
| 6 | 1 | ITB | 41 | OH6 | CHRIS WIKLE | VW GOLF | H&S PRECISION SCREW PRODUCTS | 1:34.993 | 75.795 | 15 |
| 7 | 2 | ITB | 23 | DET | MATTHEW BRAUN | VW GOLF GTI | POWERPLUG | 1:34.952 | 75.827 | 15 |
| 8 | 3 | ITB | 51 | DET | JOEL HERSITOREM | VOLVO 142 | ALL EUROPEAN AUTO SUPPLY | 1:35.539 | 75.361 | 15 |
| 9 | 4 | ITB | 0 | INR | DEAN TODD | VW GOLF | ZERO MY HERD RACING | 1:37.524 | 73.827 | 14 |
| 10 | 5 | ITB | 91 | DET | KEVIN ROYCE | DODGE OMNI | ALBION ASSOCIATES | 1:38.165 | 73.345 | 14 |
| 11 | 4 | ITA | 2 | DET | JEFF MOONEY | MAZDA RX3 | | 1:38.939 | 72.772 | 14 |
| 12 | 6 | ITB | 18 | DET | FRANCIS DOMBROWSKI | GEO STORM | | 1:39.036 | 72.700 | 14 |
| 13 | 7 | ITB | 10 | OH6 | R TRAVIS SCHENKE | VOLKSWAGON GOLF | DYNAMIC PLASTICS | 1:39.728 | 72.196 | 14 |
| 14 | 8 | ITB | 7 | WVR | BRADFORD TOWNE | RENAULT GTA | THE WHEEL SOURCE/FORGELINE WHEELS | 1:40.248 | 71.821 | 14 |
| 15 | 9 | ITB | 32 | CEM | DAN MURRAY | VW GOLF GTI | KAVA HOUSE | 1:39.659 | 72.246 | 14 |
| 16 | 10 | ITB | 50 | DET | STEVE PARISIAN | VW GTI | | 1:42.019 | 77.403 | 14 |
| 17 | 5 | ITA | 19 | OH5 | JIM CLIFTON | FORD CAPRI | CLIFTON MOTORS/ACE RADIATOR | 1:42.167 | 70.472 | 14 |
| 18 | 11 | ITB | 53 | DET | KEVIN GROOT | VW RABBIT GTI | | 1:42.351 | 77.963 | 14 |
| 19 | 6 | ITA | 64 | WVR | CHAD KLUNGLE | TOYOTA MR2 | RACECRAFT ENGINEERING | 1:37.579 | 73.786 | 14 |
| 20 | 7 | ITA | 21 | DET | MARK RUSHBROOK | SATURN SC2 | SPS | 1:34.259 | 76.385 | 7 NR |
| 21 | 8 | ITA | 27 | DET | PHILHAM KINGHAM | FORD CAPRI | | 1:33.777 | 76.777 | 5 NR |
| 22 | 9 | ITA | 00 | DET | GARY HOWE | TOYOTA MR2 | | 2:41.486 | 44.585 | 2 NR |
| 23 | 12 | ITB | 89 | INR | DENNIS SUBAT | FORD PINTO | A.B. NORMAL RACING | | | 0 NR |
| INS | | ITA | 26 | NEO | BRENT BREON | HONDA CRX | 360 RACING/CRYOPLUS KOHINA | | | |
| INS | | BG | 22 | OH1 | CHAD CULP | MONTE CARLO | CHILLIMAN CHILI | | | |
| INS | | ITB | 71 | INR | LINDA VAZNONIS | OPEL GT | HUXBY RACING | | | |
| INS | | ITA | 76 | OVR | GENE HANCOCK | HONDA CIVIC | FLIGHT ZONE HOBBIES | | | |
| INS | | BG | 3 | WVR | STEVE ZELEN | T-BIRD | NO DIETER - MOBILE RACING | | | |

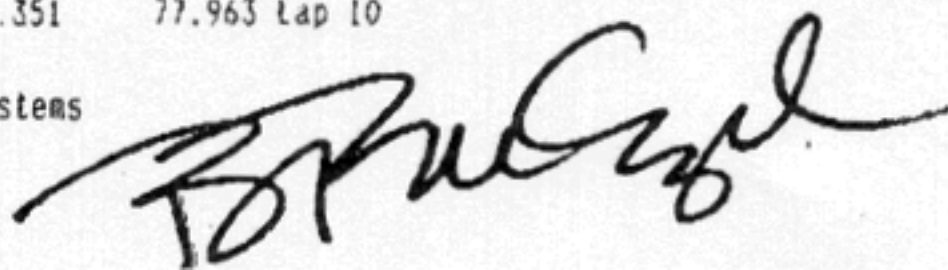
Class and Race Summary

Overall Leaders: 47 Lap 1 - 5 / 57 Lap 6 - 7 / 47 Lap 8 - 14 / 55 Lap 15

| Class | Car | Laps | Total time | Speed | Margin | Race dist. | Car | Best Lap | Speed | Chief of T & S |
|-------|-----|------|------------|--------|---------|------------|-----|----------|---------------|--------------------|
| ITA | 55 | 15 | 22:58.281 | 78.358 | 23.985 | 30.0 | 6 | 1:29.543 | 80.408 Lap 12 | Betsy Ruszel |
| BG | 57 | 15 | 23:02.104 | 78.141 | 16 Laps | 30.0 | 57 | 1:29.947 | 80.047 Lap 14 | Posted at: 4:25 PM |
| ITB | 41 | 15 | 23:57.424 | 75.134 | 12.108 | 30.0 | 53 | 1:32.351 | 77.963 Lap 10 | |

TIMED ELECTRONICALLY WITH THE CHRONOMIX CC737 - Software by RJX Systems

CLASS POSITION CHANGE PER SON



Official Race Results Group 4 F500. FV

/LSR
RS-207-S
September 1, 2001
Starting time: 2:55

Labor Day Double Regional
GRATTAN RACEWAY
2.0 Miles
18 Starters 18 Finishers
Margin of victory: 24.098 Sec.


| Pl | CP | Class | Car | Region | Driver | Car Desc. | Sponsor | Best Lap | Speed | Laps |
|----|----|-------|-----|--------|------------------|-----------------|------------------------------------|----------|--------|------|
| 1 | 1 | F500 | 30 | DET | DON HAMILTON | NOVAKAR | | 1:23.417 | 86.313 | 15 |
| 2 | 2 | F500 | 4 | DET | THOMAS DIEHM | RED DEVIL | | 1:22.961 | 86.787 | 15 |
| 3 | 3 | F500 | 71 | WNR | PHIL GREEN | RED DEVIL T2001 | GREEN & SONS CONCRETE | 1:25.735 | 83.979 | 15 |
| 4 | 4 | F500 | 44 | SBR | PAUL MCBRIDE JR | PHANTOM MK VI | COLWELL TAX SERVICE/IBEW LOCAL 153 | 1:27.899 | 81.912 | 15 |
| 5 | 1 | FV | 15 | CHI | JEFF LEDNAS | VECTOR G84 | MONTANA RACING RASCALS | 1:30.608 | 79.463 | 14 |
| 6 | 2 | FV | 83 | NEOH | GUY PIPITONE | PROTOFORM P3 | GREEN TRANSPORT, LLC | 1:30.297 | 79.736 | 14 |
| 7 | 3 | FV | 74 | DET | STU DELANEY | CALDWELL D-13 | LRE GOODYEAR | 1:30.612 | 79.459 | 14 |
| 8 | 4 | FV | 01 | DET | TOM SHAYER | FRIST ONE | GEORGE BUSCH'S \$300 TAX REFUND | 1:30.624 | 79.449 | 14 |
| 9 | 5 | FV | 11 | SBR | JEFF PONTIUS | CITATION 99V | FALCON RACING | 1:31.601 | 78.601 | 14 |
| 10 | 6 | FV | 53 | DET | CHUCK RUTTER | ADAMS AR90 | CHET THE JET | 1:31.711 | 78.507 | 14 |
| 11 | 7 | FV | 5 | DET | MARK KELLY | CITATION 91 | TRUE FABRICATION & MACHINE | 1:30.605 | 79.465 | 14 |
| 12 | 5 | F500 | 8 | 013 | BRUCE SHIRE | RED DEVIL T29 | FAST R/SPECIALTY WELDING | 1:32.177 | 78.110 | 14 |
| 13 | 8 | FV | 85 | DET | MARTIN WATSON | FORMULA VEE | ELFSTAR RACING | 1:32.798 | 77.587 | 14 |
| 14 | 9 | FV | 2 | SBR | VIC RICHTER | CALDWELL 013 | | 1:32.766 | 77.614 | 14 |
| 15 | 6 | F500 | 69 | | KENNETH HOLZER | RED DEVIL | HOLZERS REMODELING OLSONS POWER | 1:25.378 | 84.330 | 12 |
| 16 | 10 | FV | 16 | DET | ROBERT MOON | 95 BRD | CHET THE JET/LRE/SHOESTRING RACING | 1:30.788 | 79.305 | 12 |
| 17 | 7 | F500 | 07 | FTN | MICHAEL RUNYAN | KBS MKV | SHAYER IMPORTS/HOOVER TOOLING | 2:07.508 | | 1 |
| 18 | 11 | FV | 47 | SVR | DON CHRISTIANSEN | CALDWELL 013 | JDC ENTERPRISE, CHET THE JET | | | 0 |
| NS | | F500 | 60 | DET | BRIAN BROTHERS | KBS | RED/WHITE | | | |

Class and Race Summary

Over all Leaders:

| Class | Car | Laps | Total time | Speed | Margin | Race dist. | Car | Best Lap | Speed | Chief of T & S |
|-------|-----|------|------------|--------|--------|------------|-----|----------|---------------|--------------------|
| F500 | 30 | 15 | 21:59.874 | 81.825 | 24.098 | 30.0 | 4 | 1:22.961 | 86.787 Lap 10 | Betsy Ruszel |
| FV | 15 | 14 | 22:03.523 | 76.160 | 0.187 | 28.0 | 83 | 1:30.297 | 79.736 Lap 8 | Posted at:04:30 PM |

TIMED ELECTRONICALLY WITH THE CHRONOMIX CC737 - Software by RJX Systems
#44 30 SECOND PENALTY PER CHIEF STEWARD



Official Race Results Group 5 GT1,GT2,GT3,ITE,AS,SP

R/LSR
 -RS-207-S
 September 1, 2001
 Starting time: 3:40PM

Labor Day Double Regional
 GRATIAN RACEWAY
 2.0 Miles
 10 Starters 10 Finishers
 Margin of victory: 1:08.556


| CP Class | Car | Region | Driver | Car Desc. | Sponsor | Best Lap | Speed | Laps |
|----------|-----|--------|---------------------|------------------|------------------------------|----------|--------|------|
| 1 GT1 | 61 | NWD | DOUG BUIST | CHEVROLET CAMARO | LANE AUTOMOTIVE | 1:23.946 | 85.769 | 15 |
| 1 ITE | 9 | 100 | STEVE HYNES | FORD MUSTANG | HEAT TREATING SERVICES | 1:29.323 | 80.606 | 15 |
| 1 AS | 88 | DET | TOM TOTH | CHEVY CAMARO | CMB RACING | 1:28.990 | 80.907 | 15 |
| 2 ITE | 62 | DET | KIP WASENKO | CHEVY CORVETTE | GF GOODRICH BORCA JB ENGINES | 1:29.701 | 80.266 | 15 |
| 2 AS | 1 | DET | MARK MUDDIMAN | FORD MUSTANG | | 1:30.368 | 79.674 | 14 |
| 2 GT1 | 7 | DET | MEPVIN E BAVIER SR | CHEV CORVETTE | ALL & WEBB JEWELLERS | 1:37.227 | 74.053 | 13 |
| 3 ITE | 6 | WDR | FRANK CARMONE JR | PORSCHE 911S | CPPC | 1:38.394 | 73.175 | 13 |
| 1 GT3 | 13 | WNR | STEVEN BROWN | BMW 320 | | 1:41.083 | 71.228 | 13 |
| 3 AS | 4 | DET | BRIAN DOLL | PONTIAC TRANS AM | PREFIX/HUFFMASTER RACING | 1:35.505 | 75.388 | 3 NR |
| 4 ITE | 5 | DET | KIM ZEILE | CHEVY CORVETTE | PREFIX/HUFFMASTER RACING | 1:30.363 | 79.678 | 2 NR |
| GT2 | 37 | DET | CHRIS WOJCIECHOWSKI | NISSAN 280 ZX | SLIM MOTORSPORTS | | | |
| SP | 44 | NEO | JOHN BEAVER | PROSCHE | BSA ENVIRONMENTAL SERVICES | | | |

Class and Race Summary

all Leaders: 61 Lap 1 - 15

| Car | Laps | Total time | Speed | Margin | Race dist. | Car | Best Lap | Speed | Chief of T & S |
|-----|------|------------|--------|--------|------------|-----|----------|---------------|-------------------|
| 61 | 15 | 20:24.171 | 88.222 | 2 Laps | 30.0 | 61 | 1:23.946 | 85.769 Lap 10 | Betsy Ruszel |
| 9 | 15 | 21:32.727 | 83.544 | 15.380 | 30.0 | 9 | 1:29.323 | 80.606 Lap 2 | Posted at:4:35 PM |
| 88 | 15 | 21:34.926 | 83.402 | 1 Lap | 30.0 | 88 | 1:28.990 | 80.907 Lap 15 | |
| 13 | 13 | 21:21.775 | 73.023 | | 26.0 | 13 | 1:41.083 | 71.228 Lap 12 | |

TIMED ELECTRONICALLY WITH THE CHRONOMIX CC737 - Software by RJK Systems



Official Race Results Group 6 Y1, T2, S5A, S5B, S5C, ITC, ITS, EP, FP, GP, HP, GT4, GTS

WHR/LSR
 01-85-207-9
 September 1, 2001
 Starting time: 4:20PM

Labor Day Double Regional
 GRATTAN RACEWAY
 2.0 Miles
 17 Starters 17 Finishers
 Margin of victory: 8.208 Sec.

| DA | CP | Class | Car | Region | Driver | Car Desc. | Sponsor | Best Lap | Speed | Laps |
|-----|----|-------|-----|--------|----------------|----------------------|------------------------------------|----------|--------|------|
| 1 | 1 | EP | 52 | SBR | ROTEM GILL | VOLVO | ALL EUROPEAN AUTO SUPPLY | 1:31.021 | 79.102 | 15 |
| 2 | 1 | ITS | 41 | WNR | JOHN HERMAN | OLDSMOBILE CALAIS | GOODYEAR | 1:31.347 | 78.820 | 15 |
| 3 | 2 | ITS | 7 | FWR | GEORGE RUSSELL | MAZDA RX7 | FESTINA LENTE RACING | 1:31.321 | 78.842 | 15 |
| 4 | 3 | ITS | 33 | DET | DOUGLAS MOORE | TOYOTA SUPRA | ELIZABETH LX COLLISION | 1:32.649 | 77.712 | 15 |
| 5 | 4 | ITS | 99 | INDY | JASON BAUGH | MAZDA RX7 | RACER TRADER.COM, SPEEDCOM COMM | 1:33.644 | 76.886 | 15 |
| 6 | 5 | ITS | 12 | WNR | MARC HENRY | DATSUN 200 SX | | 1:35.483 | 77.019 | 15 |
| 7 | 3 | EP | 33 | WNR | DAVID SAVAGE | LOTUS EUROPA | KOTEQUIP | 1:33.242 | 77.218 | 15 |
| 8 | 5 | EP | 5 | DET | BILL IRINESCU | DODGE CHARGER | GEORGE IRINESCU MOTORSPORTS | 1:32.994 | 77.424 | 15 |
| 9 | 6 | ITS | 29 | DET | KEITH BARTU | DATSUN 280Z | PAUL'S HIGH PERFORMANCE | 1:34.862 | 75.899 | 15 |
| 10 | 1 | GT4 | 71 | 007 | DONALD HUBERTS | TOYOTA COROLLA | SAM'S AUTO BODY - CREST HILL, ILL | 1:34.305 | 76.348 | 15 |
| 11 | 1 | S5B | 03 | OVR | DAVID NIELSEN | BMW Z3 | NIELSEN ENVIRONMENTAL FIELD SCHOOL | 1:35.237 | 75.600 | 15 |
| 12 | 1 | S5C | 55 | WNR | DAVID THOCHER | DODGE NEON | START GALEANA | 1:37.280 | 74.013 | 14 |
| 13 | 1 | ITC | 88 | DET | ODD PHILLIPS | FIAT X1/9 | | 1:39.612 | 72.780 | 14 |
| #14 | 2 | ITC | 47 | | EDWIN HO | HONDA CIVIC | O&L MOTORSPORTS SUYT RACING | 1:35.414 | 75.460 | 14 |
| 15 | 1 | HP | 80 | WNR | DAYLE FRAME | AUSTIN HEALEY SPRITE | WOUNDED TURTLE RACING | 1:51.140 | 64.783 | 13 |
| 16 | 7 | ITS | 66 | WNR | JIM MCCARTHY | DATSUN 240Z | RUSHMORE BODYSHOP OF KALAMAZOO | 1:51.648 | 78.561 | 7 NR |
| #17 | 8 | ITS | 4 | DET | FAZAL KHAN | BMW 325I | KHAN SONS CONSTRUCTION CO | 1:45.480 | 68.259 | 13 |


Class and Race Summary

Over all Leaders: 66 Lap 1 / 41 Lap 2 / 52 Lap 3 - 15

| Class | Car | Laps | Total time | Speed | Margin | Race dist. | Car | Best Lap | Speed | Chief of T & S |
|-------|-----|------|------------|--------|--------|------------|-----|----------|---------------|--------------------|
| EP | 52 | 15 | 23:06.003 | 77.921 | 45.450 | 30.0 | 52 | 1:31.021 | 79.102 Lap 2 | Betsy Ruszel |
| ITS | 41 | 15 | 23:14.211 | 77.463 | 5.212 | 30.0 | 7 | 1:31.321 | 76.842 Lap 2 | Posted at: 6:45 PM |
| GT4 | 71 | 15 | 24:04.796 | 74.751 | | 30.0 | 71 | 1:34.305 | 76.348 Lap 14 | |
| S5B | 03 | 15 | 24:14.851 | 74.234 | | 30.0 | 03 | 1:35.237 | 75.600 Lap 11 | |
| S5C | 55 | 14 | 23:13.890 | 72.315 | | 28.0 | 55 | 1:37.280 | 74.013 Lap 2 | |
| ITC | 47 | 14 | 23:09.158 | 72.561 | | 28.0 | 47 | 1:35.414 | 75.460 Lap 2 | |
| HP | 80 | 13 | 24:37.276 | 65.359 | | 26.0 | 80 | 1:51.140 | 64.783 Lap 4 | |

TIMED ELECTRONICALLY WITH THE CHRONIX 00737 - Software by RJK Systems

#1 MOVED TO LAST CLASS POSITION PER CHIEF STEWARD



MRZ/DM
 1-18-2008-3
 September 7, 2001
 6:45 PM EDT

Labor Day Double Regional
 GRATTAN RACEWAY
 2.0 Miles
 18 Starters 18 Finishers
 Margin of victory: 0.319 Sec


| On | Car | Region | Driver | Hometown | Car Desc. | Sponsor | Best Lap | Speed | Laps |
|----|-----|--------|--------------------|---------------------|------------|-------------------------------------|----------|--------|------|
| 1 | 45 | DET | H B BRIARD | NEW BALTIMORE MI | SPEC RACER | BEC RACING/FOREMAN MOTORSPORTS/KME | 1:28.496 | 81.359 | 15 |
| 2 | 11 | WAR | MARTIN WAALKES | GRAND RAPIDS MI | SPEC RACER | COUNTRY FRESH/GERMAN AUTO/RONDA TIR | 1:28.590 | 81.273 | 15 |
| 3 | 9 | DET | MIKE MOORE | SHELBY TWP MI | SPEC RACER | DAVID KIMBERLY & ROCHESTER SIGNS | 1:28.963 | 80.932 | 15 |
| 4 | 60 | GBR | BOB GREGORY | GRANGER IN | SPEC RACER | TIMBER WOLF TRAILERS | 1:29.152 | 80.760 | 15 |
| 5 | 77 | DET | AUDREY ZAVODSKY | NEW BOSTON MI | SPEC RACER | FARMERS NEWS/USAF/WISTEON/DR Z | 1:29.656 | 81.212 | 15 |
| 6 | 96 | WGR | CHRIS PIERCE | HUBER HGTS OH | SPEC RACER | MAACO/XTREME/MADER MOTOR MART | 1:29.477 | 80.467 | 15 |
| 7 | 37 | IND | MICHAEL HEAL | AVON IN | SPEC RACER | | 1:30.741 | 79.346 | 15 |
| 8 | 38 | DET | BOB LORENZ | BIRMINGHAM MI | SPEC RACER | CAMBRIDGE ADVISORS/SOTRX/KME | 1:30.172 | 79.947 | 15 |
| 9 | 99 | NEO | MARK DALEN | THOUSAND OAKS CA | SPEC RACER | SCHATZ MOTORSPORTS | 1:30.233 | 79.793 | 15 |
| 10 | 75 | DET | DAVID GRUDZINSKI | WARREN MI | SPEC RACER | MARGARET & NATALIE | 1:30.340 | 79.698 | 15 |
| 11 | 36 | GBR | JIM KRZYZEWSKI | MISHAUBA IN | SPEC RACER | NYLONCRAFT INC | 1:29.968 | 80.026 | 15 |
| 12 | 79 | LCL | PAT GOOLSBEY | WOODBURY MN | SPEC RACER | LINDELL MOTORSPORTS | 1:30.185 | 79.835 | 15 |
| 13 | 3 | DET | OG LEX | ROYAL OAK MI | SPEC RACER | D-TEX ENTERPRISES | 1:31.169 | 78.974 | 15 |
| 14 | 41 | DET | LAUREN SCARPACE | DEARBORN HEIGHTS MI | | METROPOLITAN VISION ASSOC | 1:30.611 | 79.460 | 15 |
| 15 | 33 | CHI | IAN JAMES | BARRINGTON HILLS IL | SPEC RACER | MANUFACTURERS/LINDELL MOTORSPORTS | 1:31.476 | 78.709 | 15 |
| 16 | 40 | WAR | JOHN OLSON | KALAMAZOO MI | SPEC RACER | HAPPY ANNIVERSARY #9 | 1:31.057 | 78.392 | 15 |
| 17 | 72 | WOR | CHARLIE DIPASQUALE | CENTERVILLE OH | SPEC RACER | CENTERVILLE COMPLETE DENTAL CENTER | 1:31.911 | 78.336 | 15 |
| 18 | 51 | IND | CON MUNDAY | AVON IN | SPEC RACER | CARDINAL CONTRACTING | 1:29.383 | 80.552 | 2 NM |
| NS | 92 | 100 | EDWARD ARBETTER | SAGINAW MI | SPEC RACER | | | | |

Class and Race Summary

over all leaders: 45-Lap 1 - 3 / 11 Lap 4 - 14 / 45 Lap 15

| Class | Car | Laps | Total time | Speed | Margin | Race dist. | Car | Best Lap | Speed | Chief of T & S |
|-------|-----|------|------------|--------|--------|------------|-----|----------|--------------|-----------------------------------|
| RF | 45 | 15 | 22:23.163 | 80.406 | 0.319 | 30.0 | 45 | 1:28.496 | 81.359 Lap 9 | Betsy Ruszel Posted at:1:40 PM |

TIMED ELECTRONICALLY WITH THE CHRONOMIX C0737 - Software by RJK Systems



19/15R
 1-15-2003-8
 September 2, 2001
 Lap Time: 1:21PM

Labor Day Double Regional
 CRATTAN RACEWAY
 2.0 Miles
 9 Starters - 9 Finishers
 Margin of victory: 18.538 Sec.


| Pos | Class | Car | Region | Driver | Car Desc. | Sponsor | Best Lap | Speed | Laps |
|-----|-------|-----|--------|-----------------|--------------------|------------------------------------|----------|--------|------|
| 1 | 1 FC | 33 | DET | DAVIE STEVENS | VAN DIEEN | STEVENS DENTISTRY | 1:20.638 | 89.287 | 15 |
| 2 | 1 FM | 79 | | CHARLES GRUNER | FORMULA NAZDA | | 1:21.655 | 88.175 | 15 |
| 3 | 1 FF | 18 | HEO | JIM OLETZ | SWIFT DB1 | LAKE ERIE GRAPHICS | 1:23.272 | 86.463 | 15 |
| 4 | 2 FF | 12 | DET | GORDY GOUD | VECTOR 1F93 | | 1:23.410 | 86.320 | 15 |
| 5 | 1 CFF | 78 | DET | BILL WALKER | CROSSLE 32F | VENTURE/SATYAM | 1:26.323 | 83.407 | 14 |
| 6 | 2 CFF | 17 | CHI | JIG WELCH | HAWKE DL-12A | YORKSHIRE MOTORSPORTS | 1:26.313 | 83.417 | 14 |
| 7 | 3 FF | 8 | DET | SCOTT HANBA | EUROSWIFT SC95F | | 1:27.016 | 82.743 | 14 |
| 8 | 3 CFF | 86 | 007 | PAUL QUINIFF | LOLA 540F | MIDWEST FIBERGLASS | 1:28.870 | 81.017 | 14 |
| 9 | 1 CFC | 4 | DET | STUART SAUNDERS | SWIFT 5E3 | | 1:26.035 | 83.686 | 6 NR |
| 6 | ASR | 85 | STW | GEOFF GRAY | MUZZI TIGA MCLAREN | AUTO GRAFFITTI CUSTOM CARPET CREAT | | | |
| 13 | SR | 13 | DET | HANK SLEATH | SWIFT 682 | ST. CLAIR MOTORSPORTS | | | |
| 15 | FM | 2 | CHI | JERRY KLYOP | FORMULA NAZDA | KLYOP MOTORSPORTS | | | |

Class and Race Summary

per all leaders: 33 Lap 1 - 15

| Class | Car | Laps | Total time | Speed | Margin | Race dist. | Car | Best Lap | Speed | Chief of T & S |
|-------|-----|------|------------|--------|--------|------------|-----|----------|---------------|--------------------|
| | 33 | 15 | 20:26.169 | 89.079 | | 30.0 | 33 | 1:20.638 | 89.287 Lap 4 | Betsy Russel |
| | 79 | 15 | 20:44.707 | 86.767 | 16.100 | 30.0 | 79 | 1:21.655 | 88.175 Lap 6 | Posted at: 2:20 PM |
| | 18 | 15 | 21:12.301 | 84.385 | 0.174 | 30.0 | 18 | 1:23.272 | 86.463 Lap 6 | |
| | 78 | 14 | 20:30.598 | 81.911 | 0.447 | 28.0 | 17 | 1:26.313 | 83.417 Lap 11 | |
| | 4 | 8 | 11:46.416 | 81.538 | | 16.0 | 4 | 1:26.035 | 83.686 Lap 6 | |

TIMED ELECTRONICALLY WITH THE CHRONOMIX CC737 - Software by RJK Systems



IR/LSR
 1-MS-008-8
 October 2, 2001
 Starting time: 1:50pm

Leban Day Double Regional
 GRATTAN RACERAY
 2.0 Miles
 23 Starters 23 Finishers
 Margin of victory:

| CA | CP | Class | Car | Region | Driver | Car Desc. | Sponsor | Best Lap | Speed | Laps |
|-----|----|-------|-----|--------|--------------------|-----------------|-----------------------------------|----------|--------|-------|
| 1 | 1 | BC | 57 | INDY | ALAN KNELL | BABY GRAND | KNELL RACING HGR SILVER TIRE | 1:29.664 | 80.249 | 15 |
| 2 | 2 | BC | 47 | IND | MIKE BYMASTER | MONTÉ CARLO | GLOBAL PLASTICS/BIG U TIRE | 1:29.841 | 80.141 | 15 |
| 3 | 1 | ITA | 55 | DET | DAVID BEYERSDORF | HONDA CRX SI | KING MOTORSPORTS | 1:30.824 | 79.274 | 15 |
| 4 | 2 | ITA | 34 | DET | JAMES WALKER JR | SATURN SC | SPS/HOOSIER/STOPTECH | 1:31.642 | 78.566 | 15 |
| 5 | 3 | ITA | 6 | NEO | J O KALTENBACH | HONDA CIVIC SI | KALTENBACH CORP/AKRON SPORTSCAR | 1:32.975 | 77.440 | 15 |
| 6 | 4 | ITA | 27 | DET | PHIL KINGHAM | FORD CAPRI | | 1:34.130 | 76.489 | 15 |
| 7 | 1 | ITB | 41 | GBB | CHRIS WIKLE | VW GOLF | H&S PRECISION SCREW PRODUCTS | 1:34.780 | 75.965 | 15 |
| 8 | 2 | ITB | 51 | DET | JOEL HERBSTGREN | VOLVO 142 | ALL EUROPEAN AUTO SUPPLY | 1:33.865 | 76.705 | 15 |
| 9 | 3 | ITB | 23 | DET | MATTHEW UPRON | VW GOLF GTI | POWERPLUG | 1:36.015 | 74.988 | 15 |
| 10 | 5 | ITA | 11 | WNR | DAVID KRAMER | HONDA CRX | GERMAN AUTO SERVICES | 1:35.158 | 75.663 | 14 |
| 11 | 4 | ITB | 9 | HR | DEAN TODD | VW GOLF | ZERO NY HERO RACING | 1:36.283 | 74.779 | 14 |
| 12 | 5 | ITB | 91 | DET | KEVIN ROYCE | DODGE DUNE | ALSTON ASSOCIATES | 1:37.592 | 73.776 | 14 |
| 13 | 6 | ITB | 32 | CEN | MIKE MURRAY | VW GOLF GTI | KAVA HOUSE | 1:38.556 | 73.054 | 14 |
| 14 | 6 | ITA | 2 | DET | KEVIN PRANGER | MAZDA RX8 | FAMILY & FRIENDS | 1:39.754 | 72.177 | 14 |
| 15 | 7 | ITB | 7 | HR | BRADFORD TORNE | RENAULT GTA | THE WHEEL SOURCE/FORGELINE WHEELS | 1:40.142 | 71.897 | 14 |
| 16 | 8 | ITB | 10 | GBB | R TRAVIS SCHENCKE | VOLKSWAGON GOLF | DYNAMIC PLASTICS | 1:40.427 | 71.693 | 14 |
| 17 | 9 | ITB | 53 | DET | KEVIN ENSOT | VW RABBIT GTI | | 1:42.230 | 70.429 | 14 |
| 18 | 10 | ITB | 50 | DET | STEVE PARISIAN | VW GTI | | 1:40.775 | 71.446 | 13 |
| 19 | 7 | ITA | 19 | GBB | JIM CLIFTON | FORD CAPRI | CLIFTON MOTORS/ACE RADIATOR | 1:42.514 | 70.234 | 13 |
| 20 | 8 | ITA | 26 | OVR | GENE HANGOCK | HONDA CIVIC | FLIGHT ZONE HOBBIES | 1:43.153 | 69.799 | 13 |
| 21 | 11 | ITB | 71 | HR | LINDA VAZNONIS | OPEL GT | HUXBY RACING | 1:45.361 | 68.536 | 13 |
| 22 | 9 | ITA | 64 | WNR | CHAD KLUNGLE | TOYOTA MR2 | RACECRAFT ENGINEERING | 1:47.377 | 67.052 | 10 NR |
| 23 | 12 | ITB | 89 | HR | DENNIS SUBAT | FORD PINTO | A.B. NORMAL RACING | 1:41.534 | 70.912 | 9 NR |
| DNS | | ITA | 00 | DET | GARY HOWE | TOYOTA MR2 | | | | |
| DNS | | ITA | 36 | NEO | DRENT BREON | HONDA CRX | 360 RACING/CRYOPLUS KONIKA | | | |
| DNS | | BC | 22 | DET | CHAD CULP | MONTÉ CARLO | CHILLIMAN CHILI | | | |
| DNS | | ITB | 18 | DET | FRANCIS DUMBROWSKI | GEO STORM | | | | |
| DNS | | SG | 3 | WNR | STEVE ZELENT | T-BIRD | NO DIETER - MOBILE RACING | | | |
| DNS | | ITA | 11 | DET | MARK RUSHBROOK | SATURN SC | SPS | | | |


Class and Race Summary

Over all Leaders: 47 Lap 1 - 10 / 57 Lap 11 / 47 Lap 12 - 15

| Class | Car | Laps | Total time | Speed | Margin | Race dist. | Car | Best Lap | Speed | Chief of T & S |
|-------|-----|------|------------|--------|---------|------------|-----|----------|---------------|--------------------|
| BC | 47 | 15 | 22:39.554 | 79.437 | 16 Laps | 50.0 | 47 | 1:29.841 | 80.141 Lap 10 | Betsy Ruszel |
| ITA | 55 | 15 | 23:00.626 | 78.225 | 30.323 | 50.0 | 55 | 1:30.824 | 79.274 Lap 5 | Posted at: 3:35 PM |
| ITB | 41 | 15 | 23:52.268 | 75.404 | 0.328 | 50.0 | 51 | 1:33.865 | 76.705 Lap 15 | |

TIMED ELECTRONICALLY WITH THE CHRONOMIX C0737 - Software by RJK Systems

*** CHANGE IN CLASS POSITION PER SON



Official Race Results Group 4 F500, FV

NR/LSR
 -RS-008-9
 September 2, 2001
 Starting time: 2:40PM

Labor Day Double Regional
 GRATTAN RACENWAY
 2.0 Miles
 15 Starters 15 Finishers
 Margin of victory: 12.486 Sec.


| Pos | OP | Class | Car | Region | Driver | Car Desc. | Sponsor | Best Lap | Speed | Laps |
|-----|----|-------|-----|--------|------------------|-----------------|------------------------------------|----------|--------|-------|
| 1 | 1 | F500 | 4 | DET | THOMAS DIEHR | RED DEVIL | | 1:22.156 | 87.638 | 15 |
| 2 | 2 | F500 | 30 | DET | DON HAMILTON | KOVAKAR | | 1:23.162 | 86.578 | 15 |
| 3 | 3 | F500 | 71 | WNR | PHIL GREEN | RED DEVIL T2001 | GREEN & SONS CONCRETE | 1:24.979 | 84.726 | 15 |
| 4 | 4 | F500 | 44 | SBR | PAUL MCBRIDE JR | PHANTOM MK VI | CULWELL TAX SERVICE/LBEW LOCAL 153 | 1:29.008 | 80.841 | 14 |
| 5 | 1 | FV | 15 | CHI | JEFF LEONAS | VECTOR 604 | MONTANA RACING RASCALS | 1:30.254 | 79.774 | 14 |
| 6 | 2 | FV | 33 | NEOR | GUY PIPITONE | PROTOFORM P3 | GREEN TRANSPORT, LLC | 1:30.661 | 79.416 | 14 |
| 7 | 3 | FV | 5 | DET | MARK KELLY | CITATION 91 | TRUE FABRICATION & MACHINE | 1:30.836 | 79.263 | 14 |
| 8 | 5 | F500 | 8 | OL3 | BRUCE SHINE | RED DEVIL T29 | FAST R/SPECIALTY WELDING | 1:30.974 | 79.143 | 14 |
| 9 | 4 | FV | 53 | DET | CHUCK RUTTER | ADAMS AR90 | CHET THE JET | 1:31.861 | 78.379 | 14 |
| 10 | 5 | FV | 11 | SBR | JEFF PONTIUS | CITATION 99V | FALCON RACING | 1:32.058 | 78.228 | 14 |
| 11 | 6 | FV | 2 | SBR | VIC RICHTER | CALDWELL D13 | | 1:32.755 | 77.623 | 14 |
| 12 | 7 | FV | 85 | DET | MARTIN WATSON | FORMULA V1E | ELFSTAR RACING | 1:32.555 | 77.791 | 14 |
| 13 | 8 | FV | 01 | DET | TOM SHAVER | FRIST ONE | GEORGE BUSCH'S \$300 TAX REFUND | 1:30.685 | 79.395 | 13 NR |
| 14 | 9 | FV | 16 | DET | ROBERT NOON | 95 BRD | CHET THE JET/LRE/SHOESTRING RACING | 1:31.068 | 79.061 | 5 NR |
| 15 | 10 | FV | 47 | SBR | DON CHRISTIANSEN | CALDWELL D13 | JDC ENTERPRISE, CHET THE JET | 1:34.622 | 76.092 | 3 NR |
| WNS | | F500 | 69 | | KENNETH HOLZER | RED DEVIL | HOLZERS REMODELING OLSONS POWER | | | |
| DAS | | F500 | 07 | FTW | MICHAEL RUYAN | KBS MKV | SHAVER IMPORTS/HOOVER TOOLING | | | |
| INS | | F500 | 60 | DET | BRIAN BROTHERS | KBS | RED/WHITE | | | |

Class and Race Summary

Over all Leaders: 4 Lap 1 - 15

| Class | Car | Laps | Total time | Speed | Margin | Race dist. | Car | Best Lap | Speed | Chief of T & S |
|-------|-----|------|------------|--------|--------|------------|-----|----------|---------------|-------------------|
| F500 | 4 | 15 | 20:59.474 | 85.750 | 12.486 | 30.0 | 4 | 1:22.156 | 87.638 Lap 15 | Betsy Ruszel |
| FV | 15 | 14 | 21:26.661 | 79.547 | 1.938 | 28.0 | 15 | 1:30.254 | 79.774 Lap 7 | Posted at: 3:40PM |

Classed electronically with the CHRONOMIX CC737 - Software by NJR Systems



Official Race Results Group 5 GT1,GT2,GT3,ITE,AS,SP

Labor Day Double Regional
 CRATTIAN RACEWAY
 2.0 Miles
 10 Starters 10 Finishers
 Margin of Victory: 57.487

NR/USP
 0-100-1000-10
 September 21, 2003
 Starting Time: 3:15PM

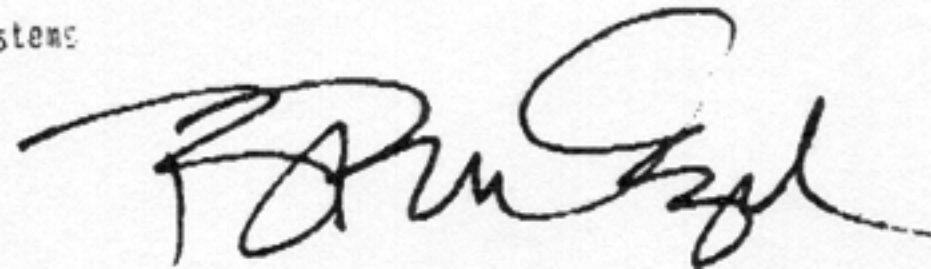
| Pos | CP | Class | Car | Region | Driver | Car Desc. | Sponsor | Best Lap | Speed | Laps |
|-----|----|-------|-----|--------|---------------------|------------------|------------------------------|----------|--------|------|
| 1 | 1 | GT1 | 61 | MO | DOUG BUIST | CHEVROLET CAMARO | LANE AUTOMOTIVE | 1:26.074 | 83.648 | 15 |
| 2 | 1 | AS | 38 | DET | TOM TOTN. | CHEVY CAMARO | CMB RACING | 1:29.883 | 80.104 | 15 |
| 3 | 1 | ITE | 9 | LOD | STEVE HYNES | FORD MUSTANG | HEAT TREATING SERVICES | 1:29.254 | 80.668 | 15 |
| 4 | 2 | ITE | 62 | DET | KIP WAGENSA | CHEVY CORVETTE | BF GOODRICH BORCA 16 ENGINES | 1:29.463 | 80.480 | 15 |
| 5 | 2 | AS | 1 | DET | MARK MUDDIMAN | FORD MUSTANG | | 1:30.153 | 79.864 | 15 |
| 6 | 2 | GT1 | 7 | DET | MERVIN E DAVIER SR | CHEV CORVETTE | ALL & WOOD JEWELLERS | 1:35.229 | 75.607 | 14 |
| 7 | 3 | ITE | 6 | MO | FRANK CAMMONE JR | PORSCHE 911C | CPPC | 1:35.637 | 75.204 | 14 |
| 8 | 1 | GT3 | 13 | WHR | STEVEN BRUNN | BMW 320 | | 1:38.182 | 73.333 | 13 |
| 9 | 3 | AS | 2 | DET | BRIAN DOLL | PONTIAC TRANS AM | PREFIX/HUFFMASTER RACING | 1:30.664 | 79.412 | 9 NR |
| 10 | 4 | AS | 26 | INDY | VINCENT ASHTON | CHEVY CAMARO | T & J TIRE | 1:32.363 | 77.953 | 8 NR |
| NS | | GT2 | 37 | DET | CHRIS WOJCIECHOWSKI | NISSAN 200 ZX | SLIM MOTORSPORTS | | | |
| NS | | SP | 44 | NEO | JOHN BEAVER | PORSCHE | BSA ENVIRONMENTAL SERVICES | | | |
| NS | | ITE | 5 | DET | KIM ZEILE | CHEVY CORVETTE | PREFIX/HUFFMASTER RACING | | | |

Class and Race Summary

Ver all Leaders: 61 Lap 1 - 15

| Class | Car | Laps | Total time | Speed | Margin | Race dist. | Car | Best Lap | Speed | Chief of T & S |
|-------|-----|------|------------|--------|--------|------------|-----|----------|--------|----------------|
| GT1 | 61 | 15 | 21:58.623 | 82.403 | 1 Lap | 30.0 | 61 | 1:26.074 | 83.648 | Lap 2 |
| AS | 38 | 15 | 22:48.110 | 78.941 | 36.736 | 30.0 | 38 | 1:29.883 | 80.104 | Lap 2 |
| ITE | 9 | 15 | 22:49.194 | 79.976 | 11.478 | 30.0 | 9 | 1:29.254 | 80.668 | Lap 2 |
| GT3 | 13 | 13 | 22:06.539 | 70.559 | | 26.0 | 13 | 1:38.182 | 73.333 | Lap 2 |

TIMED ELECTRONICALLY WITH THE CHRONOMIX CC737 - Software by RJK Systems



Chief of T & S
 Betsy Ruszel
 Posted at: 4:20 PM

R/LSR
 -RS-208-S
 September 2, 2001
 Starting time: 4:50PM

Labor Day Double Regional
 GRATTAN RACEWAY
 2.0 Miles
 15 Starters 15 Finishers
 Margin of victory: 2.663 Sec.

| IA | CP | Class | Car | Region | Driver | Car Desc. | Sponsor | Best Lap | Speed | Laps |
|----|----|-------|-----|--------|----------------|----------------------|------------------------------------|----------|--------|------|
| 1 | 1 | ITS | 41 | WNR | JOHN HERMAN | OLDSMOBILE CALAIS | GOODYEAR | 1:31.997 | 78.263 | 15 |
| 2 | 2 | ITS | 33 | DET | DOUGLAS MOORE | TOYOTA SUPRA | ELIZABETH LK COLLISION | 1:31.937 | 78.314 | 15 |
| 3 | 3 | ITS | 7 | FWR | GEORGE RUSSELL | MAZDA RX7 | FESTINA LENTE RACING | 1:31.728 | 78.492 | 15 |
| 4 | 4 | ITS | 99 | INDY | JASON BAUGH | MAZDA RX7 | REACER TRADER.COM, SPEEDCOM COMM | 1:32.637 | 77.722 | 15 |
| 5 | 5 | ITS | 12 | WNR | MARC HENRY | DATSUN 280 SX | | 1:33.539 | 76.973 | 15 |
| 6 | 1 | EP | 5 | DET | BILL IRIMESCU | DODGE CHARGER | GEORGE IRIMESCU MOTORSPORTS | 1:34.705 | 76.025 | 15 |
| 7 | 6 | ITS | 28 | DET | KEITH BARTU | DATSUN 280Z | PAUL'S HIGH PERFORMANCE | 1:34.272 | 76.374 | 15 |
| 8 | 1 | SSB | 03 | OVR | DAVID NIELSEN | BMW Z3 | NIELSEN ENVIRONMENTAL FIELD SCHOOL | 1:35.393 | 75.477 | 15 |
| 9 | 1 | ITC | 47 | | EDWIN HO | HONDA CIVIC | D&L MOTORSPORTS SUYT RACING | 1:37.652 | 73.731 | 15 |
| 10 | 1 | SSC | 55 | WNR | DAVID THOCHER | DODGE NEON | START GALEANA | 1:37.544 | 73.812 | 15 |
| 11 | 7 | ITS | 4 | DET | FAZAL KHAN | BMW 325I | KHAN SONS CONSTRUCTION CO | 1:42.495 | 70.247 | 14 |
| 12 | 1 | HP | 80 | WNR | DAYLE FRAME | AUSTIN HEALEY SPRITE | WOUNDED TURTLE RACING | 1:50.739 | 65.017 | 9 NR |
| 13 | 1 | GT4 | 71 | 007 | DONALD ROBERTS | TOYOTA COROLLA | SAM'S AUTO BODY - CREST HILL, ILL | 1:37.028 | 74.205 | 4 NR |
| 14 | 2 | EP | 38 | WNR | DAVID SAVAGE | LOTUS EUROPA | KOTEQUIP | 1:34.393 | 76.276 | 2 NR |
| 15 | 2 | ITC | 88 | DET | DON PHILLIPS | FIAT X1/9 | | 1:45.349 | | 1 NR |
| NS | | ITS | 66 | WNR | JIM MCCARTHY | DATSUN 240Z | RUSHMORE BODYSHOP OF KALAMAZOO | | | |

Class and Race Summary

Overall Leaders: 7 Lap 1 / 41 Lap 2 - 15

| Class | Car | Laps | Total time | Speed | Margin | Race dist. | Car | Best Lap | Speed | Chief of T & S |
|-------|-----|------|------------|--------|---------|------------|-----|----------|---------------|------------------|
| ITS | 41 | 15 | 23:46.489 | 75.710 | 2.663 | 30.0 | 7 | 1:31.728 | 78.492 Lap 15 | Betsy Ruszel |
| EP | 5 | 15 | 24:15.221 | 74.215 | 13 Laps | 30.0 | 38 | 1:34.393 | 76.276 Lap 2 | Posted at:4:55PM |
| SSB | 03 | 15 | 24:27.132 | 73.613 | | 30.0 | 03 | 1:35.393 | 75.477 Lap 15 | |
| ITC | 47 | 15 | 24:53.645 | 72.306 | 14 Laps | 30.0 | 47 | 1:37.652 | 73.731 Lap 3 | |
| SSC | 55 | 15 | 24:54.488 | 72.265 | | 30.0 | 55 | 1:37.544 | 73.812 Lap 12 | |
| HP | 80 | 9 | 18:04.538 | 59.748 | | 18.0 | 80 | 1:50.739 | 65.017 Lap 4 | |
| GT4 | 71 | 4 | 6:39.713 | 72.051 | | 8.0 | 71 | 1:37.028 | 74.205 Lap 4 | |

