

Official Race Results Group 1 SRF

WESTERN MICHIGAN REGION
 01-RS-88-S
 MAY 26, 2001
 Starting time: 1:07 PM

WILD SAFARI ADVENTURE
 Grattan
 2.0 Miles
 16 Starters 15 Finishers
 Margin of victory: 0.549 Sec.

OA	Car	Region	Driver	Hometown	Car Desc.	Sponsor	Best Lap	Speed	Laps
1	60	SBR	BOB GREGORY	GRANGER, IN	SRF	TIMBERWOLF TRAILERS	1:29.387	80.548	15
2	31	CHI	LARS LINDELL	SYLVAN LAKE, IL		LINDELL MOTORSPORTS	1:29.004	80.895	15
3	11	WNR	MARTIN WAALKES	GRAND RAPIDS, MI	SRF	COUNTRYFRESH/RONDA TIRE/GERMAN AUTO	1:29.561	80.392	15
4	96	WOR	CHRIS PIERCE	HUBER HEIGHTS, OH	SRF	MAACO/XTREME AUTOSPTS/MADER MOTOR	1:29.681	80.284	15
5	83	LOL	DAVID WATSON	BLODMINGTON, MN	SRF	COMPUTERS PLUS	1:30.191	79.830	15
6	79	LOL	PAT GODLSBEY	WOODSBURY, OH	SRF	LINDELL MOTORSPORTS	1:29.955	80.040	15
7	53	WNR	KEN HAWLEY	KALAMAZOO, MI	SRF	SILENUS MOTORSPORTS	1:30.250	79.778	15
8	75	DET	DAVID GRUDINSKI	WARREN, OH	SRF	MARGARET/NATALIE	1:31.267	78.889	15
9	57	INDY	MICHAEL NEAL	AVON, IN	SRF	ATC COLLECTIONS	1:31.501	78.687	15
10	86	SBR	JIM KRZYZEWSKI	MISAWAUAKA, IN	SRF	NYLONCRAFT	1:30.778	79.314	15
11	30	WNR	JOHN OLSON	KALAMAZOO, MI	SRF	LINDELL MOTORSPORTS	1:32.365	77.951	15
12	38	DET	BOB LORENZ	BIRMINGHAM, MI	SRF	CAMBRIDGE ADVISORS/STORK/KME	1:31.308	78.853	15
13	3	MIL	RUBEN GARCIA	NAPERVILLE, IL	SRF	GARCIA SOFTWARE DESIGN	1:34.110	76.506	15
14	33	CHI	IAN JAMES	BARRINGTON HILLS, IL	SRF	MANUFACTURERS MARKETING /LINDELL	1:32.513	77.826	15
15	7	NNJ	ROGER WELLING	DOWNINGTON, PA	SRF		1:36.697	74.459	13
DNF	99	NEO	MARK DALEN	PEPPER PIKE, OH	SRF	SCHANTZ MOTORSPORTS	2:00.000		1 NR

Class and Race Summary

Over all Leaders: 31 Lap 1 / 60 Lap 2 - 15

Race hard charger: # 79 PAT GODLSBEY

Class	Car	Laps	Total time	Speed	Margin	Race dist.	Car	Best Lap	Speed	
SRF	60	15	22:36.593	79.611	0.549	30.0	31	1:29.004	80.895	Lap 9

BETSY RUSZEL
 CHIEF OF T & S
 Posted at: 2:10 PM

TIMED ELECTRONICALLY WITH THE CHRONOMIX CC737 - Software by RJK Systems



Official Race Results Group 2 FA, FC, FF, FM, FS, CFC, CFF, SR, ASR, CSR, DSR

WESTERN MICHIGAN REGION

01-RS-BB-S

MAY 26, 2001

Starting time:

WILD SAFARI ADVENTURE

Grattan

2.0 Miles

21 Starters 19 Finishers

Margin of victory: 2.536 Sec.

DA	CP	Class	Car	Region	Driver	Car Desc.	Sponsor	Best Lap	Speed	Laps
1	1	FM	4	CHI	ARK BOYLES	STAR MAZDA	CURRENT TECH/DRTLEP MACH/ACME COPY	1:19.609	90.442	15
2	1	FC	61	DET	MARK DICKENS	VANDIEMEN	VERITEX	1:20.570	89.363	15
3	2	FM	53	SBR	DOUG CAMPBELL	STAR MAZDA	CAMPBELL FORD LINCOLN MERCURY	1:14.471	96.681	15
4	3	FM	39	DET	DAN JAHMETTE	STAR MAZDA	J-FOUR DELVMT/D.I.E./NEAL MTRSPRTS	1:21.603	88.232	15
5	2	FC	59	CCIR	CHUCK LESSICK	VANDIEMEN	CREATIVE COLORS INTENATIONAL	1:23.369	86.156	15
6	3	FC	13	OVR	KIP NEEKS	VANDIEMEN	NEEKSMILLER MTRSPRTS	1:23.076	86.667	15
7	1	FF	18	NEO	JIM DIETZ	SWIFT DB1	LAKE ERIE GRAPHICS	1:23.427	86.302	15
8	4	FM	77	NWO	TOM DECKER	STAR MAZDA	SABROSKE ELECTRIC	1:22.932	86.818	15
9	5	FM	33	INDY	RICHARD PARKER	STAR MAZDA	JENNINGS MOTORSPORTS	1:24.586	85.120	15
10	6	FM	71	CHI	EDINAS ARKUSAUSKAS	STAR MAZDA	PRO-ONE	1:24.860	84.845	15
11	1	S2	5	CHI	FRANZ FLEISCHLI	LOLA	THE MENTOR GROUP	1:24.092	85.620	14 NR
12	2	FF	58	FWR	PATRICK MCCANNON	REYNARD	PYRAMID COMMUNICATIONS	1:27.397	82.382	14
13	2	S2	60	DET	MIKE BURKE	LOLA	BURKE MOTORSPORTS	1:27.174	82.593	14
14	3	S2	12	DET	TOM WIERZCHON	LOLA	DYNAMIC SUSPENSIONS	1:27.697	82.100	14
15	1	CFF	17	MIL	BRUCE LINDSTRAND	HAWKE	LINDSTRAND MTRSPRTS	1:28.036	81.784	14
16	1	CFC	42	DET	DAVID ROCK	REYNEARD	DOW CHEMICAL/L-RAY	1:29.711	80.257	14
17	2	CFF	7	CHI	DAN QUICKER	LOTUS		1:02.295	115.579	14
18	3	CFF	3	CHI	MICHAEL WAYNE	VAN DIEMEN	STAINED GLASS WINE BAR	1:33.272	77.193	13
19	7	FM	46	CHI	BOB SAGON	STAR MAZDA		1:21.694	88.133	7 NR
DNF		FC	49	DET	DAVE HARNISON	REYNARD		1:21.732	88.092	2 NR
DNF		FM	79	SBR	CHARLES GRUNER	STAR MAZDA	HAVOC MOTORSPORTS	1:26.708		1 NR
DNS		FM	1	DET	JASON FITZPATRICK	STAR MAZDA	GOODYEAR/TIRESZONE			
DNS		FC	83	DET	DAVE STEVENS	VANDIEMEN	STEVENS DENISTRY			


Class and Race Summary

Over all Leaders: 61 Lap 1 - 9 / 4 Lap 10 - 15

Race hard charger: # 13 KIP NEEKS

Class	Car	Laps	Total time	Speed	Margin	Race dist.	Car	Best Lap	Speed
FM	4	15	20:35.856	87.388	12.049	30.0	53	1:14.471	96.681 Lap 8
FC	61	15	20:39.392	87.209	38.274	30.0	61	1:20.570	89.363 Lap 15
FF	18	15	21:21.499	84.276	1 Lap	30.0	18	1:23.427	86.302 Lap 13
S2	5	14	20:17.606	82.785	46.041	28.0	5	1:24.092	85.620 Lap 6
CFF	17	14	21:20.474	78.720	32.969	28.0	7	1:02.295	115.579 Lap 14
CFC	42	14	21:43.044	77.357		28.0	42	1:29.711	80.257 Lap 7

BETSY RUSZEL
CHIEF OF T & S
Posted at: 3:05 PM



WESTERN MICHIGAN REGION
 01-RS-88-S
 MAY 26, 2001
 Starting time: MAY 27, 2000

WILD SAFARI ADVENTURE
 Grattan
 2.0 Miles
 33 Starters 33 Finishers
 Margin of victory: 26.670 Sec.

DA	CP	Class	Car	Region	Driver	Car Desc.	Sponsor	Best Lap	Speed	Laps
✓1	1	BG	57	INDY	S ALAN KNELL	BABY GRAND	NGK/VILVEN TIRE/HOT MARKS/KNELL RCG	1:30.452	79.600	15
2	✓1	ITA	66	NEO	TONY DUNCAN	MAZDA		1:32.564	77.784	15
3	✓2	ITA	96	DET	SCOTT JASHMUND	HONDA	KINETICRACING.COM/ZENAUTOWORKS.COM	1:32.369	77.948	15
4	✓3	ITA	2	NEO	WILLIAM NIAURA	HONDA	AKRON SPORTS CAR CLUB	1:32.229	78.066	15
5	✓4	ITA	26	NEO	BRENT BREDN	HONDA	360 RACING/CRYD PLUS	1:32.592	77.760	15
6	✓5	ITB	53	DET	JOHN PAYNE	VOLVO	ALL EURO AUTO SUPPLY	1:33.326	77.148	15
7	✓6	ITB	52	SBR	ROTEM GILL	VOLVO 142	ALL EUROPEAN AUTO SUP/BILSTEIN	1:34.009	76.588	15
8	✓7	ITA	27	DET	PHIL KINGHAM	FORD		1:36.067	74.947	15
9	✓8	ITB	5	SCR	BOB CRISS JR	VOLVO	FLYING BRICKS RACING.COM	1:35.955	75.035	15
10	✓9	ITB	23	DET	MATTHEW BRAUN	VW	POWERPLUG	1:35.518	75.378	15
11	✓10	ITA	6	NEO	JD KALTENBACH	HONDA	AKRON SPORTS CAR CLUB	1:35.810	75.148	15
12	✓11	ITB	97	NEO	BOB HOPPER	VOLVO	FLYING BRICKS RACING	1:36.769	74.403	15
13	✓12	ITA	19	DET	LARRY WEBSTER	HONDA CRX	BFG	1:36.560	74.565	15
14	✓13	ITB	51	SCR	DAVID KERR	VOLVO	KERR ENGINEERED SALES SUPPLY	1:36.495	74.615	15
15	✓14	ITA	15	NWO	JIM SUSKO	MAZDA	G-FORCE ENGINEERING	1:35.548	75.354	14 NR
16	✓15	ITA	12	LOL	MICHAEL PEKARIK	MAZDA		1:36.699	74.457	14
17	✓16	ITA	11	WNR	DAVID KRAMER	HONDA CRX	GERMAN AUTO SERVICE	1:36.225	74.824	14
18	✓17	ITB	28	NVR	DAVID STRITTMATTER	FIAT	SUMMIT RACING/HOOSIER TIRE	1:36.674	74.477	14
19	✓18	ITA	44	INDY	MARK SEAMAN	VW SCIROCCO	PAINT BY DYND/THE NEW STEEL	1:37.021	74.210	14
20	✓19	ITA	85	OVR	GORAN PEREVSKI	MAZDA	I WISH!	1:36.711	74.448	14
21	✓20	ITB	13	DET	TIM WHITE	DODGE		1:38.341	73.214	14
22	✓21	ITA	64	WNR	CHAD KLUNGLE	TOYOTA	RACECRAFT ENGINEERING	1:38.296	73.248	14
23	✓22	ITB	02	OVR	JIM HECKMAN	BMW	HECKMAN COUNSELING	1:39.289	72.515	14
24	✓23	ITB	32	WNR	DAN MURRAY	VW	KAVA HOUSE	1:38.849	72.838	14
25	✓24	ITB	91	DET	MICHAEL ROYCE	PLY HORIZON	ALBION ASSOCIATES/APEX DATA ACCSTM	1:39.905	72.068	14
26	✓25	BG	14	WNR	ANTHONY FORNETTI	BABY GRAND	WALLACE COMPUTER SERVICES	1:30.684	79.396	14
27	✓26	ITA	20	MIL	MARK LESSAC	HONDA	HYPERFORMANCE SPORT TUNING	1:43.395	69.635	14
28	✓27	ITB	62	WNR	DELL TODD	VW SIROCCO		1:43.605	69.494	14
29	✓28	BG	3	WNR	STEVE ZELENT	BABY GRAND	TOAD'S NEW KITCHEN FUND	1:42.346	70.349	13
30	✓29	ITB	55	DET	STEVE PARISIAN	VW GTI		1:45.643	68.154	13
31	✓30	ITA	25	NMO	KEN LICKENT	FORD MUSTANG	L.F.L. RACING	1:47.330	67.082	13
32	✓31	ITA	72	DET	SCOTT MACKELA	MAZDA		1:45.726	68.100	13
33	✓32	ITA	7	NMDR	DAVE DAMOUTH	MAZDA	GOOGLE	1:37.474	73.865	10 NR
DNS		ITB	41	CINC	CHRIS WIKLE	VW	H&S PERCISION SCREW PRODUCTS			
DNS		ITB	10	CINC	R TRAVIS SCHMENKE	VW				
DNS		ITA	4	CHI	AARON GASTRICH	TOYOTA				
DNS		ITB	71	INR	LINDA VAZNONIS	OPEL GT	HUXBY RACING			

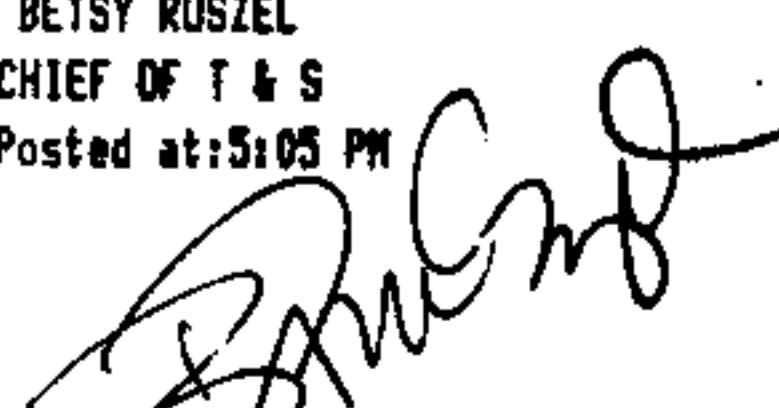
Class and Race Summary

Over all Leaders: 57 Lap 1 - 2 / 14 Lap 3 - 4 / 57 Lap 5 - 15

Race hard charger: # 11 DAVID KRAMER

Class	Car	Laps	Total time	Speed	Margin	Race dist.	Car	Best Lap	Speed
BG	57	15	23:01.292	78.187	1 Lap	30.0	57	1:30.452	79.600 Lap 9
ITA	66	15	23:27.962	76.706	0.699	30.0	2	1:32.229	78.066 Lap 3
ITB	53	15	23:43.322	75.878	8.701	30.0	53	1:33.326	77.148 Lap 3

BETSY RUSZEL
 CHIEF OF T & S
 Posted at: 5:05 PM



Official Race Results Group 5 F500, FV

WESTERN MICHIGAN REGION

01-RS-88-S

MAY 26, 2001

Starting time: 3:50 PM

WILD SAFARI ADVENTURE

Grattan

2.0 Miles

12 Starters 11 Finishers

Margin of victory: 1.916 Sec.

DA	CP	Class	Car	Region	Driver	Car Desc.	Sponsor	Best Lap	Speed	Laps
1	1	F500	13	OVR	JIM LOZIER	RED DEVIL	THE SERVICE ADVISORS INSPECTIONS	1:30.373	79.669	14
2	1	FV	24	CHI	DONAL TAYLOR	SPEEDSPORT	LRE/SS PAYS FOR TIRES	1:30.253	79.775	14
3	2	FV	5	CHI	JEFF LEONAS	VECTRO	MONTANA RACING RASCALS	1:31.564	78.633	14
4	3	FV	41	DET	JOHN ARMSTRONG	MYSTERIAN M2	CHET THE JET RACING	1:31.420	78.757	14
5	4	FV	21	OVR	TROY BUCHER	SPEEDSPORT		1:31.645	78.564	14
6	5	FV	53	DET	CHUCK RUTTER	ADAMS	CHET TE JET	1:33.071	77.360	14
7	6	FV	11	SBR	JEFF PONTIAS	CITATION	FALCON RACING	1:32.798	77.587	14
8	7	FV	42	CINC	STEVE BATCHA	CALDWELL D13		1:33.514	76.993	14
9	8	FV	87	DET	BRYAN GRESOCK	CITATION	E&R INDSTR L SLS/DEWALT/DEACON MFG	1:33.523	76.986	14
10	9	FV	35	DET	RALPH RIDGE	MYSTERIAN	CHET THE JET/R3 MOTORSPORTS	1:30.330	79.707	13 NR
11	10	FV	2	SBR	VICTOR RICHTER	CALDWELL		1:35.843	75.122	13 NR
DNF		FV	64	CHI	JAMES WEEG	LYNS	MSR RACING	1:52.032	64.267	3 NR
DNS		FV	89	DET	LINDA MUSKE	STAR	FARMBROOK DENAL GROUP			
DNS		FV	29	DET	ANNE LOCKHART	LYNX	MT VIEW FARM			

Class and Race Summary

Over all Leaders: 13 Lap 1 - 14

Race hard charger: # 13 JIM LOZIER

Class	Car	Laps	Total time	Speed	Margin	Race dist.	Car	Best Lap	Speed	BETSY RUSZEL
F500	13	14	21:30.110	78.132		28.0	13	1:30.373	79.669 Lap 14	CHIEF OF T & S
FV	24	14	21:32.026	78.017	13.011	28.0	24	1:30.253	79.775 Lap 14	

TIMED ELECTRONICALLY WITH THE CHRONOMIX CC737 - Software by RJK Systems

5:20 PM
Betsy Ruszel

WESTERN MICHIGAN REGION
01-RS-88-S
MAY 26, 2001
Starting time: 5:11 PM

WILD SAFARI ADVENTURE
Grattan
2.0 Miles
20 Starters 19 Finishers
Margin of victory: 10.250 Sec.

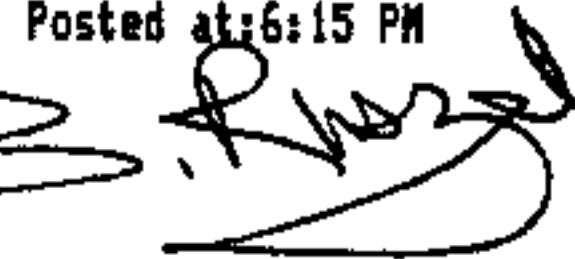
OA	CP	Class	Car	Region	Driver	Car Desc.	Sponsor	Best Lap	Speed	Laps
1	1	ITS	20	WNR	LANCE LOUGHMAN	DATSUN 240Z	5:01 MOTORSPORTS	1:32.725	77.648	15
2	2	ITS	41	WNR	JOHN HERMAN	OLDS CALAIS	GOODYEAR	1:33.305	77.166	15
3	3	ITS	05	CHI	VAL RAJIC	BMW 325I	BARRINGTON MANAGEMENT	1:34.176	76.452	15
4	1	T2	3	DET	ERIC VICKERMAN	CANARO	KIM/MOM/DAD	1:35.101	75.708	15
5	4	ITS	11	NEO	SEAN DOYLE	NISSAN		1:36.127	74.900	15
6	5	ITS	12	WNR	MARC HENRY	DATSUN	501 MOTORSPORTS	1:35.552	75.351	15
7	1	SSC	82	OVR	CHAD GLISINGER	HONDA CIVIC	HART RACING	1:38.586	73.032	15
8	1	GP	79	OVR	WILLY CHURCH	FORD FIESTA	SPACE	1:38.566	73.047	15
9	2	GP	33	DET	FRANK AXELROD	TRIUMPH SPITFIRE		1:40.736	71.473	14
10	1	ITC	93	NWO	CLIFTON CHING	HONDA CRX	ZEN AUTOWERKS/KINETIC RACING	1:38.760	72.904	14
11	2	SSC	71	SBR	CHAD MURFIN	NEON	PETRO BROS CHRYLR/WARSAM DISC MUFFR	1:40.695	71.503	14
12	1	FP	02	NEO	DAVID SEVERY	MG MIDGET	METRO LEXUS	1:35.706	75.230	14
13	3	SSC	97	SVR	GIOVANNI GRECO	FORD FOCUS	OPTIMAL/PMET/FORD/SUPERIDR	1:43.955	69.260	14
14	2	ITC	15	MIL	GREG GAUPER	HONDA CIVIC	RANA MORT RACING/HOOISER	1:42.950	69.936	14
15	1	SSB	72	SBR	MEDARD MURFIN	NEON	PETRO BROS CHRYSLR/DISCOUNT MUFFLR	1:47.471	66.994	13
16	1	HP	80	WNR	DAYLE FRAME	A-H SPRITE	WOUNDED TURTLE RACING	1:48.869	66.134	13
17	1	GT5	99		BRIAN FORITTO	HONDA CIVIC	DISCOUNT PAPER PRODUCTS	1:44.837	68.678	13
18	2	FP	18	INDY	JEFFREY BRUECKHEIMER	MG MIDGET	NEPTUNE ROCKS TRAILER SALES	1:34.898	75.870	12 NR
19	4	SSC	91	SVR	DEAN MARTIN	FORD FOCUS	OPTIMAL/PMET/SUPERIDR/KARTBOY/MONO	1:38.831	72.851	11 NR
DNF		ITS	66	WNR	JIM MCCARTHY	DATSUN		1:37.120		1 NR
DNS		ITC	43	OVR	KEVIN RUCK	HONDA CIVIC	R2 RACING			
DNS		SSC	6	OVR	KATHY FERGUS	HONDA CIVIC	TEAM HONDA RESEARCH			
DNS		ITS	28	DET	KEITH BARTU	DATSUN	PAUL'S HIGH PERFORMANCE			
DNS		GT4	7	CHI	DONALD ROBERTS	TOYOTA	SAM'S AUTO BODY/CRESTHILL, IL			
DNS		FP	38	CHI	DORN LYNCH	ALFA ROMEO				

Class and Race Summary

Over all Leaders: 66 Lap 1 / 20 Lap 2 - 15

Race hard charger: # B2 CHAD GLISINGER

Class	Car	Laps	Total time	Speed	Margin	Race dist.	Car	Best Lap	Speed	
ITS	20	15	23:26.044	76.811	10.250	30.0	20	1:32.725	77.648	Lap 5
T2	3	15	24:26.678	73.635		30.0	3	1:35.101	75.708	Lap 5
SSC	82	15	24:57.456	72.122	1 Lap	30.0	82	1:38.586	73.032	Lap 10
GP	79	15	25:03.365	71.838	1 Lap	30.0	79	1:38.566	73.047	Lap 8
ITC	93	14	23:55.117	70.238	47.730	28.0	93	1:38.760	72.904	Lap 2
FP	02	14	24:33.373	68.414	2 Laps	28.0	18	1:34.898	75.870	Lap 10
SSB	72	13	23:52.534	65.338		26.0	72	1:47.471	66.994	Lap 13
HP	80	13	24:14.747	64.341		26.0	80	1:48.869	66.134	Lap 12
GT5	99	13	24:18.974	64.154		26.0	99	1:44.837	68.678	Lap 6

BETSY RUSZEL
CHIEF OF T & S
Posted at: 6:15 PM


Official Race Results Group 1 SRF

**WESTERN MICHIGAN REGION
01-RS-89-S
MAY 27, 2001
Starting time: 12:55 pm**

**WILD SAFARI ADVENTURE
GRATTAN RACEWAY
2.0 Miles
14 Starters 14 Finishers
Margin of victory: 1.913 Sec.**

QA	Car	Region	Driver	Hometown	Car	Desc.	Sponsor	Best Lap	Speed	Laps
1	11	WNR	MARTIN WAALKES	GRAND RAPIDS, MI	SRF		COUNTRYFRESH/RONDA TIRE/GERMAN AUTO	1:32.843	77.550	15
2	83	LOL	DAVID WATSON	BLOOMINGTON, MN	SRF		COMPUTERS PLUS	1:33.330	77.145	15
3	31	CHI	LARS LINDELL	SYLVAN LAKE, IL			LINDELL MOTORSPORTS	1:32.873	77.525	15
4	60	SBR	BOB GREGORY	GRANGER, IN	SRF		TIMBERWOLF TRAILERS	1:32.775	77.607	15
5	96	WOR	CHRIS PIERCE	HUBER HEIGHTS, OH	SRF		NAACO/XTREME AUTOSPTS/MADER MOTOR	1:33.378	77.105	15
6	53	WNR	KEN HAWLEY	KALAMAZOO, MI	SRF		SILENUS MOTORSPORTS	1:32.882	77.517	15
7	79	LOL	PAT GOOLSBEY	WOODSBURY, OH	SRF		LINDELL MOTORSPORTS	1:33.555	76.960	15
8	75	DET	DAVID GRUDINSKI	WARREN, OH	SRF		MARGARET/NATALIE	1:34.236	76.403	15
9	38	DET	BOB LORENZ	BIRMINGHAM, MI	SRF		CAMBRIDGE ADVISORS/STORK/KNE	1:33.815	76.746	15
10	57	INDY	MICHAEL NEAL	AVON, IN	SRF		ATC COLLECTIONS	1:34.256	76.387	15
11	33	CHI	IAN JAMES	BARRINGTON HILLS, IL	SRF		MANUFACTURERS MARKETING /LINDELL	1:34.167	76.459	15
12	30	WNR	JOHN OLSON	KALAMAZOO, MI	SRF		LINDELL MOTORSPORTS	1:35.380	75.487	15
13	7	NNJ	ROGER WELLING	DOWNINGTON, PA	SRF			1:35.099	75.710	15
14	99	NEO	MARK DALEN	PEPPER PIKE, OH	SRF		SCHANTZ MOTORSPORTS	1:36.717	74.443	15
DNS	86	SBR	JIM KRZYZENSKI	MISAWAUAKA, IN	SRF		NYLONCRAFT			
DNS	3	MIL	RUBEN GARCIA	NAPERVILLE, IL	SRF		GARCIA SOFTWARE DESIGN			

Class and Race Summary

Over all Leaders: 11 Lap 1 - 15

Class	Car	Laps	Total time	Speed	Margin	Race dist.	Car	Best Lap	Speed	
SRF	11	15	23:35.056	76.322	1.913	30.0	60	1:32.775	77.607	Lap 12

**BETSY RUSZEL
CHIEF OF T & S
Posted at: 1:55 PM**

TIMED ELECTRONICALLY WITH THE CHRONOMIX CC737 - Software by RJK Systems



WESTERN MICHIGAN REGION

01-RS-89-S

MAY 27, 2001

Starting time: 1:38 pm

WILD SAFARI ADVENTURE

GRATTAN RACEWAY

2.0 Miles

22 Starters 21 Finishers

Margin of victory: 18.357 Sec.

DA	CP	Class	Car	Region	Driver	Car Desc.	Sponsor	Best Lap	Speed	Laps
1	1	FM	39	DET	DAN JANNETTE JR	STAR MAZDA	JANNETTE MOTORSPORTS/J-FOUR DEVELO	1:19.647	90.398	15
2	2	FM	4	CHI	MARK BOYLES	STAR MAZDA	CURRENT TECH/ORTLEP MACH/ACME COPY	1:21.985	87.820	15
3	3	FM	71	CHI	EDVINAS ARKUSAUSKAS	STAR MAZDA	PRO-ONE	1:23.735	85.985	15
4	1	FC	61	DET	MARK DICKENS	VANDIEMEN	VERITEK	1:23.083	86.660	15
5	2	FC	83	DET	DAVE STEVENS	VANDIEMEN	STEVENS DENISTRY	1:22.712	87.049	15
6	4	FM	79	SBR	CHARLES GRUNER	STAR MAZDA	HAVOC MOTORSPORTS	1:25.099	84.607	15
7	3	FC	13	OVR	KIP MEEKS	VANDIEMEN	MEEKSMILLER MTRSPRTS	1:26.806	82.943	15
8	1	FF	58	FWR	PATRICK MCCAMMON	REYNARD	PYRAMID COMMUNICATIONS	1:27.231	82.539	14
9	5	FM	33	INDY	RICHARD PARKER	STAR MAZDA	JENNINGS MOTORSPORTS	1:25.330	84.378	14
10	4	FC	59	CCIR	CHUCK LESSICK	VANDIEMEN	CREATIVE COLORS INTENATIONAL	1:25.806	83.910	14
11	1	S2	5	CHI	FRANZ FLEISCHLI	LOLA	THE MENTOR GROUP	1:26.610	83.131	14
12	2	S2	60	DET	MIKE BURKE	LOLA	BURKE MOTORSPORTS	1:28.598	81.265	14
13	2	FF	18	NEO	JIM DIETZ	SWIFT DB1	LAKE ERIE GRAPHICS	1:23.801	85.917	14
14	6	FM	77	NWD	TOM DECKER	STAR MAZDA	SABROSKE ELECTRIC	1:28.347	81.496	14
15	1	CFF	17	MIL	BRUCE LINDSTRAND	HAWKE	LINDSTRAND MTRSPRTS	1:30.784	79.309	14
16	7	FM	46	CHI	BOB SAGON	STAR MAZDA		1:24.245	85.465	13 NR
17	2	CFF	7	CHI	DAN QUICKER	LOTUS		1:32.583	77.768	13
18	3	S2	12	DET	TOM WIERZCHON	LOLA	DYNAMIC SUSPENSIONS	1:35.420	75.455	13
19	1	CFC	42	DET	DAVID ROCK	REYNEARD	DOW CHEMICAL/L-RAY	1:36.062	74.951	13
20	3	CFF	3	CHI	MICHAEL WAYNE	VAN DIEMEN	STAINED GLASS WINE BAR	1:33.552	76.962	13
21	5	FC	49	DET	DAVE HARMISON	REYNARD		1:22.418	87.359	12 NR
DNF		FM	53	SBR	DOUG CAMPBELL	STAR MAZDA	CAMPBELL FORD LINCOLN MERCURY	1:23.475	86.253	2 NR
DNS		FM	1	DET	JASON FITZPATRICK	STAR MAZDA	GOODYEAR/TIRESZONE			

Class and Race Summary

Over all Leaders: 53 Lap 1 - 2 / 39 Lap 3 - 15

Class	Car	Laps	Total time	Speed	Margin	Race dist.	Car	Best Lap	Speed	
FM	39	15	20:57.334	85.896	18.357	30.0	39	1:19.647	90.398	Lap 4
FC	61	15	21:38.891	83.147	0.851	30.0	49	1:22.418	87.359	Lap 7
FF	58	14	21:00.464	79.970	40.852	28.0	18	1:23.801	85.917	Lap 5
S2	5	14	21:11.409	79.282	0.787	28.0	5	1:26.610	83.131	Lap 5
CFF	17	14	22:33.678	74.463	1 Lap	28.0	17	1:30.784	79.309	Lap 3
CFC	42	13	21:37.465	72.140		26.0	42	1:36.062	74.951	Lap 12

BETSY RUSZEL
CHIEF OF T & S
Posted at: 2:30 PM



WESTERN MICHIGAN REGION
 01-RS-89-S
 MAY 27, 2001
 Starting time: MAY 27, 2000

WILD SAFARI ADVENTURE
 GRATTAN RACEWAY
 2.0 Miles
 29 Starters 28 Finishers
 Margin of victory: 0.070 Sec

DA	CP	Class	Car	Region	Driver	Car Desc.	Sponsor	Best Lap	Speed	Laps
1	1	ITA	64	WNR	CHAD KLUNGLE	TOYOTA	RACECRAFT ENGINEERING	1:46.847	67.386	15
2	1	ITB	53	DET	JOHN PAYNE	VOLVO	ALL EURO AUTO SUPPLY	1:47.208	67.159	15
3	2	ITB	23	DET	MATTHEW BRAUN	VW	POWERPLUG	1:46.500	67.605	15
4	2	ITA	2	NEO	WILLIAM NIAURA	HONDA	AKRON SPORTS CAR CLUB	1:45.476	68.261	15
5	3	ITA	26	NEO	BRENT BREON	HONDA	360 RACING/CRYO PLUS	1:48.932	66.096	15
6	4	ITA	19	DET	LARRY WEBSTER	HONDA CRX	BFG	1:47.799	66.790	15
7	3	ITB	32	WNR	MIKE MURRAY	VW	KAVA HOUSE	1:49.261	65.897	15
8	4	ITB	51	SCR	DAVID KERR	VOLVO	KERR ENGINEERED SALES SUPPLY	1:49.583	65.703	15
9	5	ITA	6	NEO	JD KALTENBACH	HONDA	AKRON SPORTS CAR CLUB	1:51.719	64.447	15
10	6	ITA	20	MIL	MARK LESSAC	HONDA	HYPERFORMANCE SPORT TUNING	1:52.104	64.226	15
11	5	ITB	02	OVR	JIM HECKMAN	BMW	HECKMAN COUNSELING	1:52.892	63.777	15
12	6	ITB	97	NEO	BOB HOPPER	VOLVO	FLYING BRICKS RACING	1:50.664	65.061	15
13	7	ITA	11	WNR	DAVID KRAMER	HONDA CRX	GERMAN AUTO SERVICE	1:53.061	63.682	15
14	7	ITB	28	MVR	DAVID STRITTMATTER	FIAT	SUMMIT RACING/HOOSIER TIRE	1:51.384	64.641	15
15	8	ITA	66	NEO	TONY DUNCAN	MAZDA		1:50.340	65.252	15
16	9	ITA	12	LOL	MICHAEL PEKARIK	MAZDA		1:53.904	63.211	15
17	1	BG	14	WNR	ANTHONY FORNETTI	BABY GRAND	WALLACE COMPUTER SERVICES	1:49.517	65.743	15
18	8	ITB	62	WNR	BELL TODD	VW SIROCCO		1:55.099	62.554	15
19	10	ITA	15	NWD	DAVE DAMOUTH	MAZDA	G-FORCE ENGINEERING	1:53.960	63.180	15
20	11	ITA	85	OVR	GORAN PEREVSKI	MAZDA	I WISH!	1:54.835	62.698	15
21	9	ITB	55	DET	STEVE PARISIAN	VW GTI		1:57.052	61.511	15
22	12	ITA	72	DET	SCOTT MACKELA	MAZDA		2:03.615	58.245	15
23	10	ITB	5	SCR	BOB CRISS JR	VOLVO	FLYING BRICKS RACING.COM	1:49.243	65.908	14 NR
24	13	ITA	27	DET	PHIL KINGHAM	FORD		1:47.902	66.727	13 NR
25	11	ITB	13	DET	TIM WHITE	DODGE		2:04.252	57.946	12
26	12	ITB	91	DET	MICHAEL ROYCE	PLY HORIZON	ALBION ASSOCIATES/APEX DATA ACCSTN	2:07.451	56.492	10 NR
27	2	BG	57	INDY	S ALAN KNELL	BABY GRAND	NGK/VILVEN TIRE/HOT MARKS/KNELL RCG	1:52.306	64.110	9 NR
28	14	ITA	96	DET	SCOTT JASMUND	HONDA	KINETICRACING.COM/ZENAUTOWORKS.COM	1:48.412	66.413	7 NR
DNF		ITB	52	SBR	ROTEM GILL	VOLVO 142	ALL EUROPEAN AUTO SUP/BILSTEIN	1:47.969	66.685	6 NR
DNS		BG	3	WNR	STEVE ZELENT	BABY GRAND	TOAD'S NEW KITCHEN FUND			
DNS		ITB	41	CINC	CHRIS WIKLE	VW	H&S PERCISION SCREW PRODUCTS			
DNS		ITB	10	CINC	R TRAVIS SCHWENKE	VW				
DNS		ITA	4	CHI	AARON GASTRICH	TOYOTA				
DNS		ITA	44	INDY	MARK SEAMAN	VW SCIROCCO	PAINT BY DYNO/THE NEW STEEL			
DNS		ITB	71	INR	LINDA VAZNONIS	OPEL GT	HUXBY RACING			
DNS		ITA	25	AZB	BILL LAMARR	FORD MUSTANG	L.F.L. RACING			

Class and Race Summary

Over all Leaders: 96 Lap 1 / 53 Lap 2 - 14 / 64 Lap 15

Class	Car	Laps	Total time	Speed	Margin	Race dist.	Car	Best Lap	Speed	BETSY RUSZEL
ITA	64	15	30:11.930	59.604	2.517	30.0	2	1:45.476	68.261 Lap 2	CHIEF OF T & S
ITB	53	15	30:12.000	59.602	0.172	30.0	23	1:46.500	67.605 Lap 2	Posted at:3:35 PM
BG	14	15	31:07.278	57.838	6 Laps	30.0	14	1:49.517	65.743 Lap 3	



Official Race Results Group 4 GT1, GT2, GT3, AS, ITE, SP, ITC

WESTERN MICHIGAN REGION
 01-RS-89-S
 MAY 27, 2001
 Starting time: 3:10 PM

WILD SAFARI ADVENTURE
 GRATTAN RACEWAY
 2.0 Miles
 5 Starters 5 Finishers
 Margin of victory: 2:02.416

DA	CP	Class	Car	Region	Driver	Car Desc.	Sponsor	Best Lap	Speed	Laps
1	1	ITC	15	MIL	GREG GAUPER	HONDA CIVIC	RANA MORT RACING/HOOISER	1:48.081	66.616	15
2	1	AS	11	DET	MARK MUDDIMAN	FORD MUSTANG		1:43.155	69.797	15
3	2	ITC	93	NWD	CLIFTON CHING	HONDA CRX	ZEN AUTOWERKS/KINETIC RACING	1:47.781	66.802	14 NR
4	2	AS	73	DET	SCOTT SCHWEITZER	FORD MUSTANG	GOES TO 11 MOTORSPORTS	1:55.212	62.493	13
5	1	ITE	44	NEO	JOHN BEAVER	PORSCHE	DSA ENVIRONMENTAL SERVICES	1:52.483	64.009	13
DNS		ITC	43	OVR	KEVIN RUCK	HONDA CIVIC	R2 RACING			
DNS		GT1	8	WNR	MARTY BOYSEN	CHEV MONTE CARLO	ABC WEST MI AUTO AUCTION/CARBRITE			
DNS		GT1	61	NWD	DOUG BUIST	CHEV CAMARO	LANE AUTOMOTIVE			
DNS		GT3	99	DET	MIKE HARRISON	MAZDA RX7	BOGGER RACING			
DNS		GT3	13	WNR	STEVEN BROWN	BMW 320				


Class and Race Summary

Over all Leaders: 11 Lap 1 - 13 / 15 Lap 14 - 15

Class	Car	Laps	Total time	Speed	Margin	Race dist.	Car	Best Lap	Speed	
ITC	15	15	27:38.252	65.128	1 Lap	30.0	93	1:47.781	66.802	Lap 6
AS	11	15	29:40.668	60.651	2 Laps	30.0	11	1:43.155	69.797	Lap 3
ITE	44	13	29:41.206	52.548		26.0	44	1:52.483	64.009	Lap 5

BETSY RUSZEL
 CHIEF OF T & S
 Posted at: 4:10 PM

TIMED ELECTRONICALLY WITH THE CHRONOMIX CC737 - Software by RJK Systems



Official Race Results Group 5 F500, FV

WESTERN MICHIGAN REGION
 01-RS-89-S
 MAY 27, 2001
 Starting time: 3:47 PM

WILD SAFARI ADVENTURE
 GRATTAN RACEWAY
 2.0 Miles
 8 Starters 8 Finishers
 Margin of victory: 15.640 Sec.

DA	CP	Class	Car	Region	Driver	Car Desc.	Sponsor	Best Lap	Speed	Laps
1	1	FV	5	CHI	JEFF LEONAS	VECTRO	MONTANA RACING RASCALS	1:47.525	66.961	15
2	2	FV	11	SBR	JEFF PONTIAS	CITATION	FALCON RACING	1:47.793	66.794	15
3	3	FV	21	OVR	SHAD BUCHER	SPEEDSPORT		1:48.338	66.458	15
4	4	FV	24	CHI	DONALD TAYLOR	SPEEDSPORT	LRE/SS PAYS FOR TIRES	1:48.784	66.186	15
5	5	FV	87	DET	BRYAN GRESOCK	CITATION	E&R INDSTR L SLS/DEWALT/DEACON MFG	1:51.080	64.818	15
6	6	FV	42	CINC	STEVE BATCHA	CALDWELL D13		1:56.923	61.578	14
7	1	F500	99	CHI	CHARLES SCHLISMANN	RED DEVIL		2:09.242	55.709	13
8	2	F500	13	OVR	JIM LOZIER	RED DEVIL	THE SERVICE ADVISORS INSPECTIONS	2:11.490	54.757	12
DNS		FV	2	SBR	VICTOR RICHTER	CALDWELL				
DNS		FV	89	DET	LINDA MUSKE	STAR	FARBROOK DENAL GROUP			
DNS		FV	29	DET	ANNE LOCKHART	LYNX	MT VIEW FARM			
DNS		FV	64	CHI	JAMES WEEG	LYNS	MSR RACING			
DNS		FV	41	DET	JOHN ARMSTRONG	MYSTERIAN M2	CHET THE JET RACING			

Class and Race Summary

Over all Leaders: 5 Lap 1 - 15

Class	Car	Laps	Total time	Speed	Margin	Race dist.	Car	Best Lap	Speed	BETSY RUSZEL
FV	5	15	27:53.565	64.532	15.640	30.0	5	1:47.525	66.961 Lap 14	CHIEF OF T & S
F500	99	13	29:59.050	52.027	1 Lap	26.0	99	2:09.242	55.709 Lap 9	Posted at:4:50 PM

TIMED ELECTRONICALLY WITH THE CHRONOMIX CC737 - Software by RJK Systems



WESTERN MICHIGAN REGION
 01-RS-89-S
 MAY 27, 2001
 Starting time: 4:35 PM

WILD SAFARI ADVENTURE
 GRATTAN RACEWAY
 2.0 Miles
 17 Starters 16 Finishers
 Margin of victory: 7.566 Sec.

QA	CP	Class	Car	Region	Driver	Car Desc.	Sponsor	Best Lap	Speed	Laps
1	1	ITS	66	WNR	JIM MCCARTHY	DATSUN		1:46.094	67.864	15
2	2	ITS	20	WNR	LANCE LOUGHMAN	DATSUN 240Z	5:01 MOTORSPORTS	1:46.658	67.505	15
3	3	ITS	41	WNR	JOHN HERMAN	OLDS CALAIS	GOODYEAR	1:48.567	66.318	15
4	1	SSC	82	OVR	CHAD GLISINGER	HONDA CIVIC	HART RACING	1:49.310	65.867	15
5	4	ITS	11	NEO	SEAN DOYLE	NISSAN		1:51.914	64.335	15
6	1	T2	3	DET	ERIC VICKERMAN	CAMARO	KIN/MOM/DAD	1:53.329	63.531	15
7	1	GP	79	OVR	WILLY CHURCH	FORD FIESTA	SPACE	1:53.620	63.369	15
8	5	ITS	12	WNR	MARC HENRY	DATSUN	501 MOTORSPORTS	1:53.906	63.210	15
9	2	GP	33	DET	FRANK AXELROD	TRIUMPH SPITFIRE		1:57.248	61.408	15
10	2	SSC	71	SBR	CHAD MURFIN	NEON	PETRO BROS CHRYLR/WARSAW DISC MUFFR	2:01.455	59.281	15
11	6	ITS	05	CHI	JOHN ROESLMEIER	BMW	WWW.ULTRA-STAFF.COM	2:02.143	58.947	14
12	1	FP	02	NEO	DAVID SEVERY	MG MIDGET	METRO LEXUS	1:56.994	61.541	14
13	1	SSB	72	SBR	MEDARD MURFIN	NEON	PETRO BROS CHRYSLR/DISCOUNT MUFFLR	2:11.222	54.868	14
14	2	SSC	6	OVR	KATHY FERGUS	HONDA CIVIC	TEAM HONDA RESEARCH	2:08.990	55.818	14
15	1	GT5	99		BRIAN FORITTO	HONDA CIVIC	DISCOUNT PAPER PRODUCTS	2:26.442	49.166	11 NR
#16	4	SSC	91	SVR	DEAN MARTIN	FORD FOCUS	OPTIMAL/PNET/SUPERIOR/KARTBOY/MOMO			15
DNF		SSC	97	SVR	GIOVANNI GRECO	FORD FOCUS	OPTIMAL/PNET/FORD/SUPERIOR	1:56.427	61.841	6 NR
DNS		HP	80	WNR	DAYLE FRAME	A-H SPRITE	WOUNDED TURTLE RACING			
DNS		ITS	28	DET	KEITH BARTU	DATSUN	PAUL'S HIGH PERFORMANCE			
DNS		GT4	7	CHI	DONALD ROBERTS	TOYOTA	SAN'S AUTO BODY/CRESTHILL, IL			
DNS		FP	38	CHI	DORN LYNCH	ALFA ROMEO				
DNS		FP	18	INDY	JEFFREY BRUECKHEIMER	MG MIDGET	NEPTUNE/ROCK'S TRAILER SALES			

Class and Race Summary

Over all Leaders: 20 Lap 1 - 2 / 66 Lap 3 - 15

Class	Car	Laps	Total time	Speed	Margin	Race dist.	Car	Best Lap	Speed
ITS	66	15	33:12.564	54.201	7.566	30.0	66	1:46.094	67.864 Lap 14
SSC	82	15	33:27.424	53.800	47.082	30.0	82	1:49.310	65.867 Lap 14
T2	3	15	33:51.654	53.158		30.0	3	1:53.329	63.531 Lap 15
GP	79	15	33:52.548	53.135	27.740	30.0	79	1:53.620	63.369 Lap 15
FP	02	14	34:01.815	49.367	15 Laps	28.0	02	1:56.994	61.541 Lap 14
SSB	72	14	34:51.524	48.194		28.0	72	2:11.222	54.868
GT5	99	11	30:57.214	42.644		22.0	99	2:26.442	49.166 Lap 2

BETSY RUSZEL
 CHIEF OF T & S
 Posted at: 6:35


TIMED ELECTRONICALLY WITH THE CHRONOMIX CC737 - Software by RJK Systems

91 SSC MOVED TO LAST FINISHING POSITION PER SON